



ARKANSAS RAZORBACKS

1 National Championship » 6 Final Four Appearances » 10 Sweet 16 Appearances » 31 NCAA Tournament Bids

» 2016-17 SCHEDULE »

Overall: 7-1 | SEC: 0-0 | H: 7-0 | A: 0-1 | N: 0-0

NOVEMBER (4-1)

		W/L	SCORE
11	Fort Wayne	SEC Network +	W 92-83
14	Southern Illinois	SEC Network +	W 90-65
18	UT Arlington	SEC Network +	W 71-67
22	at Minnesota	ESPN3	L 85-71
28	Mount St. Mary's	SEC Network +	W 89-76

DECEMBER (3-0)

1	Stephen F. Austin	SEC Network	W 78-62
3	Austin Peay	SEC Network +	W 99-62
6	Houston	SEC Network	W 84-72
10	North Florida	SEC Network	4:30 p.m.
17	Texas*	ESPNU	1:30 p.m.
20	North Dakota St.	SEC Network	6 p.m.
22	Sam Houston St.#		7 p.m.
29	Florida*	SEC Network	6 p.m.

JANUARY (0-0)

3	at Tennessee*	SEC Network	5:30 p.m.
7	at Kentucky*	SEC Network	7:30 p.m.
10	Mississippi State*	SEC Network	8 p.m.
14	Missouri*	SEC Network	5 p.m.
17	at Texas A&M*	SEC Network	6 p.m.
21	LSU*	SEC Network	7:30 p.m.
24	at Vanderbilt*	SEC Network	7:30 p.m.
28	at Oklahoma St.%	ESPNU	3 p.m.

FEBRUARY (0-0)

1	Alabama*	SEC Network	6 p.m.
4	at Missouri*	SEC Network	5 p.m.
7	Vanderbilt*	SEC Network	7:30 p.m.
11	at LSU*	SEC Network	7:30 p.m.
15	at South Carolina*	SEC Network	5:30 p.m.
18	Ole Miss*	SEC Network	5 p.m.
22	Texas A&M*	SEC Network	7:30 p.m.
25	at Auburn*	SEC Network	7:30 p.m.

MARCH (0-0)

1	at Florida*	ESPN2	6 p.m.
4	Georgia*	ESPN/2	1 p.m.
8-12	SEC Tournament	Nashville, Tenn.	

All times Central and subject to change
 # at Verizon Arena (North Little Rock, Ark.)
 ^ Lone Star Shootout (Houston, Texas)
 % Big12/SEC Challenge
 * SEC Game

» THE MATCHUP »

ARKANSAS RAZORBACKS (7-1)

Head Coach: Mike Anderson (Tulsa '82)
Record at Arkansas: 109-65 (6th Season)
Overall Record: 309-163 (15th Season)



NORTH FLORIDA OSPREYS (3-7)

Head Coach: Matthew Driscoll (Slippery Rock '92)
Record at UNF: 121-119 (8th Season)
Overall Record: 147-196 (12th Season)



» #FASTEST40 FACTS »

• After Tuesday's victory against Houston, Arkansas jumped up three spots to No. 16 in the latest NCAA daily RPI rankings. The Razorbacks have four top 100 wins and one top 50 victory.

• The Razorbacks are 53-1 (.981) against unranked non-conference opponents in Bud Walton Arena under head coach Mike Anderson. The only loss came on Nov. 18, 2015 against Akron.

• The Razorbacks have pulled down 10-plus offensive rebounds in nine straight games, tying the longest streak under Anderson. Arkansas is scoring 15.4 percent of its points on second chance opportunities, good for 13.0 points a game.

• Arkansas has yet to trail this season in fast break points and holds a commanding 138-46 (+92) edge in the transition game. The Razorbacks have scored 20-plus fast break points in four of the eight games this year.

• In the second half of the last four games, Arkansas has combined to commit just 15 turnovers, averaging one per five minutes of action.

• The Razorbacks have single-digit turnovers in two of the last four games and limited Austin Peay to just one steal last Saturday, marking the eighth time in the last 10 years an Arkansas opponent only had one steal in a game.

• Arkansas leads the SEC in field goal percentage at 48.4 percent and is second in the league in scoring offense, averaging 84.2 points per game.

» GAMEDAY INFORMATION »

DATE: Saturday, Dec. 10, 2016 | 4:30 p.m. CT
LOCATION: Bud Walton Arena
TV: SEC Network | WatchESPN
TALENT: Kevin Fitzgerald (PXP), Barry Booker (Analyst)
RADIO: Razorback/IMG Sports Network
TALENT: Chuck Barrett (PXP), Matt Zimmerman (Analyst)
STATS: ArkansasRazorbacks.com | StatBroadcast
SERIES RECORD: Arkansas leads, 1-0
NEXT UP: vs. Texas (in Houston) - Saturday, Dec. 17 at 1:30 p.m.

» #FASTEST40 STARTS »

• The Razorbacks are looking to win eight of their first nine games for the second time in the last seven years and just the 10th time since joining the SEC for the 1991-92 season. Arkansas has started at least 8-1 in 19 of the last 42 years dating back to the start of the Eddie Sutton era in 1974-75.

• In those 19 times starting 8-1 since the beginning of Eddie Sutton's tenure, Arkansas has made 14 NCAA Tournament appearances, eight Sweet Sixteen's, six Elite Eight's, four Final Four's, two Championship Games and captured one National Title.




ANTON BEARD

» HOW THEY COMPARE » BY THE NUMBERS »

	84.2	.484	.389	38.2	17.9	5.5	8.6	71.5	.414	.355	+5.8	1.4
	⌞	⌞	⌞	⌞	⌞	⌞	⌞	⌞	⌞	⌞	⌞	⌞
	POINTS	FG%	3FG%	BOARDS	ASSISTS	BLOCKS	STEALS	SCORING DEFENSE	FG% DEFENSE	3FG% DEFENSE	REBOUND MARGIN	AST-TO RATIO
UNF	74.1	.440	.307	39.7	12.6	3.5	5.5	78.9	.460	.386	+5.5	0.7

#FASTEST40



NUMERICAL ROSTER »

No.	Name	Pos.	Ht.	Wt.	Yr.	Hometown/High School/Last School
0	Jaylen Barford	G	6-3	202	Jr.	Jackson, Tenn. / Motlow State CC
1	Trey Thompson	F	6-9	265	Jr.	Madison, Ark. / Forrest City HS
2	Adrio Bailey	F	6-6	204	Fr.	Campti, La. / Lakeview HS
3	Dusty Hannahs	G	6-3	203	Sr.	Little Rock, Ark. / Pulaski Academy / Texas Tech
4	Daryl Macon	G	6-3	185	Jr.	Little Rock, Ark. / Parkview HS / Holmes CC
5	Arlando Cook	F	6-8	215	Jr.	St. Louis, Mo. / Madison Prep / Connors State College
11	RJ Glasper	G	5-10	168	Fr.	Forrest City, Ark. / Forrest City HS
12	Brachen Hazen	F	6-8	195	Fr.	Fort Wayne, Ind. / Columbia City HS
13	Dustin Thomas	F	6-8	225	R-Jr.	Texarkana, Texas / Pleasant Grove HS / Colorado
15	Jonathan Holmes	G	Fr.	5-10	190	Columbia, Ill./Columbia HS
21	Manuale Watkins	G	6-3	222	Sr.	Fayetteville, Ark./Fayetteville HS
23	C.J. Jones	G	6-5	175	Fr.	Birmingham, Ala. / Central Park Christian
31	Anton Beard	G	6-0	198	Jr.	N. Little Rock, Ark./North Little Rock HS
33	Moses Kingsley	F	6-10	230	Sr.	Abuja, Nigeria/Huntington Prep (W. Va.)

COACHING STAFF »

Title	Name	Experience	Alma Mater
Head Coach	Mike Anderson	6th Year	Tulsa, '82
Associate Head Coach	Melvin Watkins	6th Year	Charlotte, '77
Assistant Coach	TJ Cleveland	6th Year	Arkansas, '02
Assistant Coach	Scotty Thurman	1st Year	Philander-Smith, '03
Director of Operations	Matt Zimmerman	6th Year	Arkansas, '90
Director of S-A Development	Jeff Daniels	6th Year	Montevallo, '82
Video Coordinator	Will Bartlett	6th Year	Missouri, '09
Special Assistant to the HC	Lee Mayberry	3rd Year	Arkansas, '15
Graduate Assistant	Kikko Haydar	2nd Year	Arkansas, '14
Graduate Assistant	Riley Hall	2nd Year	Arkansas, '16
Athletic Trainer	Dave England	33rd Year	Arkansas, '80



Jaylen Barford
Jr. | G | 6-3 | 202



Trey Thompson
Jr. | F | 6-9 | 265



Adrio Bailey
Fr. | F | 6-6 | 204



Dusty Hannahs
R-Sr. | G | 6-3 | 210



Daryl Macon
Jr. | G | 6-3 | 185



Arlando Cook
Jr. | F | 6-8 | 215



RJ Glasper
Fr. | G | 5-10 | 168



Brachen Hazen
Fr. | F | 6-8 | 195



Dustin Thomas
R-Jr. | F | 6-8 | 225



Manuale Watkins
Sr. | G | 6-3 | 222



C.J. Jones
Fr. | G | 6-5 | 175



Anton Beard
Jr. | G | 6-0 | 198



Moses Kingsley
Sr. | F | 6-10 | 230



Mike Anderson
Head Coach - 6th Season

A-Z ROSTER »

No.	Name	Yr.
2	Bailey, Adrio	Fr.
0	Barford, Jaylen	Jr.
3	Beard, Anton	Jr.
5	Cook, Arlando	Jr.
11	Glasper, RJ	Fr.
3	Hannahs, Dusty	Sr.
12	Hazen, Brachen	Fr.
15	Jonathan Holmes	Fr.
23	Jones, C.J.	Fr.
33	Kingsley, Moses	Sr.
4	Macon, Daryl	Jr.
1	Thompson, Trey	Jr.
13	Thomas, Dustin	R-Jr.
21	Watkins, Manuale	Sr.

BY STATE »

Alabama (1)		
23	Jones, C.J.	Fr.
Arkansas (6)		
3	Beard, Anton	Jr.
11	Glasper, RJ	Fr.
4	Macon, Daryl	Jr.
3	Hannahs, Dusty	Sr.
1	Thompson, Trey	Jr.
21	Watkins, Manuale	Sr.
Illinois (1)		
15	Holmes, Jonathan	Fr.
Indiana (1)		
12	Hazen, Brachen	Fr.
International (1)		
33	Kingsley, Moses	Sr.
Louisiana (1)		
2	Bailey, Adrio	Fr.
Missouri (1)		
5	Cook, Arlando	Jr.
Tennessee (1)		
0	Barford, Jaylen	Jr.
Texas (1)		
13	Thomas, Dustin	R-Jr.

BY CLASS »

FRESHMEN (4)		
2	Bailey, Adrio	Fr.
11	Glasper, RJ	Fr.
12	Hazen, Brachen	Fr.
15	Holmes, Jonathan	Fr.
23	Jones, C.J.	Fr.
JUNIORS (6)		
0	Barford, Jaylen	Jr.
3	Beard, Anton	Jr.
5	Cook, Arlando	Jr.
4	Macon, Daryl	Jr.
1	Thompson, Trey	Jr.
13	Thomas, Dustin	R-Jr.
SENIORS (3)		
3	Hannahs, Dusty	Sr.
33	Kingsley, Moses	Sr.
21	Watkins, Manuale	Sr.

THE PRONUNCIATIONS »

Adrio Bailey: A-Dree-O
Brachen Hazen: Brack-en Haiz-en
Manuale Watkins: Man-YOU-L

THE NON-CON SLATE »

• Arkansas is slated to play 13 non-conference games this year, with eight of those picked to finish in the top three of their respective league standings.

• The Razorbacks defeated the Summit League preseason favorite 92-83 in the season opener and knocked off the Sun Belt favorite 71-67 a week later.

• Arkansas has already defeated three top 20 teams in the CollegeInsider.com Mid-Major Top 25 Poll with then No. 5 UT Arlington, No. 15 Fort Wayne and No. 16 Stephen F. Austin. The Razorbacks will also tip it up against No. 24 North Dakota State on Dec. 20.

Opponent	Conference	Picked
Fort Wayne	Summit League	1st
Sam Houston State	Southland	1st
UT Arlington	Sun Belt	1st
North Florida	Atlantic Sun	2nd
Stephen F. Austin	Southland	2nd
Austin Peay	Ohio Valley	2nd/West
Texas	Big 12	3rd
North Dakota State	Summit League	3rd
Mount Saint Mary's	Northeast	4th
Houston	American Athletic	4th
Southern Illinois	Missouri Valley	5th
Oklahoma State	Big 12	7th
Minnesota	Big Ten	12th

THE ART OF ORGANIZED CHAOS »

• During the Mike Anderson era over the last five-plus years, Arkansas is tied for sixth in the country and ranks second the nation among high major programs in forcing the opponent to 25-plus turnovers in a game. It's happened nine times and the Razorbacks are 9-0 in those contests. During the same span, Arkansas is 27-2 when forcing 20 turnovers in a game.

THE SPLASH ZONE EFFECT »

• Arkansas ranks third in the SEC in 3-point field percentage at .389, but has the second fewest attempts in the league at 131, which is 106 fewer than league-leader Vanderbilt.

• The Razorbacks have made at least one 3-pointer in 914 consecutive games dating back to Jan. 7, 1989 against Texas.

CHARITY STRIPE »

• The Razorbacks are tied for second in the SEC in free throw percentage at 77.2 percent, while averaging 17.4 made free throws per game, good for sixth in the league.

• Dusty Hannahs is shooting 91.9 percent (34-37) from the charity stripe this season, ranking 26th in the nation. He has made 20 straight free throws over the last six games and is 50-of-54 (.926) from the free throw line over the last 11 games.

BUILDING BLOCKS »

• Moses Kingsley is T-12th in the country with 3.1 blocks per game this season and has recorded at least one block in 38 of his last 41 contests.

DOUBLE-DOUBLE MOJO »

• Moses Kingsley posted 16 double-doubles last season, the second-most of any returning high-major player in the country. He is currently the SEC's active leader with 18 double-doubles in his career.

THE MODEL OF EFFICIENCY »

• Manuale Watkins is tied for third in the country in assist/turnover ratio at 10.0 among players with 15-plus assists. He ranks second in the SEC and third among high-major players. He has two turnovers in 176 minutes of action.

• Of the 429 Division I players with 24-plus assists, Anton Beard is tied for the 29th best assist to turnover ratio at 3.4, which is the second-best mark in the SEC and 11th among high-major programs.

THE 90-POINT PLATEAU »

• Arkansas opened the season with consecutive 90-plus point games for the first time in 20 years and just the sixth time in program history.

• In the five previous times Arkansas scored 90-plus points in the first two games, the Razorbacks won an NCAA Tournament game each season, advanced to the Elite 8 three times, lost in the 1990 Final Four and won the 1994 National Championship.

ELITE COMPANY »

• With 10 points and 10 rebounds at Minnesota, Moses Kingsley became the eighth player in program history to reach 800 points, 500 rebounds and 100 blocks as a Razorback.

Player	Gms	Rbds	Blks	Pts
Todd Day	127	673	102	2395
Oliver Miller	137	886	345	1674
Darian Townes	132	644	194	1318
Derek Hood	131	1002	103	1247
Mike Washington	120	651	107	1065
Bobby Portis	70	551	104	1047
Andrew Lang	121	690	252	838
Moses Kingsley*	108	555	188	854

*Sorted by total points | ^Active | via @HogStats

• If Kingsley reaches 1,000 points, 700 rebounds and 200 blocks he would join Razorback legend Oliver Miller as the only players in program history to accomplish the feat.

RECORD BREAKDOWN

At Home (Bud Walton Arena)	7-0
At Home (Verizon Arena)	0-0
On The Road	0-1
Neutral	0-0
White Uniforms	7-0
Cardinal Uniforms	0-1
Anthracite Uniforms	0-0

HALFTIME/LEADS/OVERTIME

Leading at the half, home	5-0
Leading at the half, road/neutral	0-0
Tied at the half, home	0-0
Tied at the half, road/neutral	0-1
Trailing at the half, home	2-0
Trailing at the half, road/neutral	0-0
Games decided by 5 points or fewer	1-0
Games decided by 10 points or fewer	2-0
Leading with 5:00 left	6-0
Leading with 2:00 left	6-0
Overtime games	0-0

OFFENSE

Scoring less than 70 points	0-0
Scoring 70-79 points	2-1
Scoring 80-89 points	2-0
Scoring 90-99 points	3-0
Scoring 100+ points	0-0
2 Players Or Less in Double Figures	1-0
3 Players in Double Figures	1-0
4 Players in Double Figures	2-1
5 Players in Double Figures	2-0
6 Players in Double Figures	1-0
7 Players in Double Figures	0-0
1 Player Scores 20 Points	1-1
2 Players Score 20 Points	0-0
When shooting 50 percent or higher	4-0
When shooting less than 50 percent	3-1

REBOUNDING/TURNOVERS

When outrebounding opponent	6-1
When outrebounded	1-0
When rebounds are even	0-0
When grabbing 10+ offensive reb	7-1
When forcing 15+ turnovers	3-0
When committing less than 15 turnovers	7-0
When committing 15+ turnovers	0-1

Top Scorers (Includes Ties)

Dusty Hannahs	4-1
Daryl Macon	2-0
Jaylen Barford	1-0
Adrio Bailey	1-0

Top Rebounders (Includes Ties)

Moses Kingsley	5-1
Dustin Thomas	1-0
Anton Beard	1-0
Jaylen Barford	1-0
Manuale Watkins	1-0
Adrio Bailey	1-0

Months

In November	4-1
In December	3-0

» QUICK FACTS »

ABOUT ARKANSAS

Location.....	Fayetteville, Ark.
Enrollment	27,194
Founded.....	1871
Colors	Cardinal (PMS 201) and White
Nickname.....	Razorbacks
Conference.....	Southeastern (SEC)
Arena (Capacity).....	Bud Walton Arena (19,200)

ADMINISTRATION

System President.....	Dr. Donald R. Bobbitt
Chancellor.....	Dr. Joseph E. Steinmetz
Vice Chancellor and Athletic Director	Jeff Long
Faculty Representative	Dr. Sharon Hunt

COMMUNICATIONS

Associate Communications Director.....	David Beall
Email	jdb048@uark.edu
Office Phone.....	479-575-3114
Cell Phone.....	479-445-5336
Twitter	@Beall_sid
Secondary Contact	Brent Hull
Email	bwh003@uark.edu
Office Fax.....	479-575-7481
Athletic Website	ArkansasRazorbacks.com
Bud Walton Arena Press Row.....	479-575-6622
Arkansas Ticket Office.....	479-575-5151

HISTORY

First Year	1923-24
Seasons.....	94th
Overall Conference Championships . 24 (2 SEC, 22 SWC)	
SEC Overall Championships	2 (1992, 1994)
SEC Division Championships ..	4 (1992, 1993, 1994, 1995)
SEC Tournament Championships	1 (2000)
NCAA Tournament Bids	31*
National Championships.....	1 (1994)
National Runner-Up.....	1 (1995)
NCAA Final Fours.....	6 (1941, 1945, 1978, 1990, 1994, 1995)
NCAA Elite Eight	6 (1978, 1979, 1990, 1994, 1995)
NCAA Sweet 16	10
NIT Record (App.)	5-4 (3)

* - Arkansas also received a bid in 1944 but was unable to participate due to a car accident. Total number of appearances is 30.

» THE LITTLE THINGS MATTER »

Player	Deflections	Charges	Steals	Dunks	Blocks
Adrio Bailey	16	--	2	2	2
Jaylen Barford	24	--	10	2	1
Anton Beard	24	3	10	--	--
Arlando Cook	18	--	4	--	3
Dusty Hannahs	9	1	4	--	--
Brachen Hazen	2	--	--	--	--
Jonathan Holmes	1	--	--	--	--
C.J. Jones	7	--	--	1	4
Moses Kingsley	60	--	7	5	25
Daryl Macon	27	2	13	1	1
Trey Thompson	25	--	4	1	6
Dustin Thomas	28	2	4	--	2
Manuale Watkins	34	1	10	--	--
Totals	275	9	69	12	44

» HONORS AND AWARDS »

Moses Kingsley

- Allstate NABC Good Works Team Nominee
- Preseason SEC Player of the Year (Media)
- Preseason first team All-SEC (Coaches)
- Wooden Award Watch List
- Naismith Trophy Watch List
- Kareem Abdul-Jabbar Award Watch List
- Lute Olson Award Watch List
- Ranked No. 6 big man in the country by NBC Sports
- Ranked No. 21 player in the nation by NBC Sports
- Ranked No. 18 player in the nation by CBS Sports

Dusty Hannahs

- Preseason second team All-SEC (Coaches)
- Jerry West Award Watch List
- Ranked No. 97 player in the nation by CBS Sports

Jaylen Barford

- One of 15 Impact JUCO Transfers by Jon Rothstein

Daryl Macon

- One of 15 Impact JUCO Transfers by Jon Rothstein

Watch List Note

- Arkansas is one of 7 programs in the country to put players on watch lists for the Jerry West Award as the top shooting guard in the country and the Kareem Abdul-Jabbar Award as the nation's top center.

» PROHOGS BY THE NUMBERS »

#PR HOGS

37

» Arkansas has had 37 all-time NBA Draft selections from 35 different players in program history.

16

» The Razorbacks have 16 All-Star game appearances by Joe Johnson (7), Sidney Moncrief (5) and Alvin Robertson (4).

12

» Arkansas has 12 first round NBA Draft picks in program history with Sidney Moncrief going No. 5 overall in 1979.

#PROHOGS PRODUCTION »

Arkansas has had 29 former players go on to play in the NBA, including three this season as listed below.

Player	Team	Yrs	Draft Class
Joe Johnson	Jazz	16th	2001 - 10th (BOS)
Patrick Beverley	Rockets	5th	2009 - 42nd (LAL)
Bobby Portis	Bulls	2nd	2015 - 22nd (CHI)

MISCELLANEOUS STATISTICS »

Double-Figure Scoring Games

Player	12-13	13-14	14-15	15-16	16-17	Career
Dusty Hannahs	7	11	--	28	8	54
Moses Kingsley	--	2	2	30	5	39
Anton Beard	--	--	8	7	3	18
Manuale Watkins	--	--	0	6	1	7
Dustin Thomas	--	1	3	--	3	7
Jaylen Barford	--	--	--	--	5	5
Daryl Macon	--	--	--	--	5	5
Trey Thompson	--	--	0	2	--	2
C.J. Jones	--	--	--	--	2	2
Adrio Bailey	--	--	--	--	1	1

20-Point Scoring Games

Player	12-13	13-14	14-15	15-16	16-17	Career
Dusty Hannahs	1	1	--	13	2	17
Moses Kingsley	--	0	0	8	--	8

30-Point Scoring Games

Player	12-13	13-14	14-15	15-16	16-17	Career
Dusty Hannahs	0	0	--	1	--	1

3 + Three-Pointers in a Game

Player	12-13	13-14	14-15	15-16	16-17	Career
Dusty Hannahs	6	4	--	18	2	30
Anton Beard	--	--	2	1	--	3
Daryl Macon	--	--	--	--	2	2
Dustin Thomas	--	1	--	--	--	1
C.J. Jones	--	--	--	--	1	1

5 + Three-Pointers in a Game

Player	12-13	13-14	14-15	15-16	16-17	Career
Dusty Hannahs	--	1	--	3	1	5

Double Figure Rebounding Games

Player	12-13	13-14	14-15	15-16	16-17	Career
Moses Kingsley	--	1	0	16	2	19

Double-Doubles

Player	12-13	13-14	14-15	15-16	16-17	Career
Moses Kingsley	--	1	0	16	1	18

5 + Assist Games

Player	12-13	13-14	14-15	15-16	16-17	Career
Daryl Macon	--	--	--	--	3	3
Manuale Watkins	--	0	1	1	--	2
Moses Kingsley	--	0	1	0	1	2
Trey Thompson	--	--	0	1	--	1
Anton Beard	--	--	--	--	1	1

3 + Steals in a Game

Player	12-13	13-14	14-15	15-16	16-17	Career
Manuale Watkins	--	0	3	3	1	7
Anton Beard	--	--	4	1	1	6
Moses Kingsley	--	0	0	3	--	3
Dusty Hannahs	0	0	--	1	--	1
Dustin Thomas	--	--	1	--	--	1
Daryl Macon	--	--	--	--	1	1
Jaylen Barford	--	--	--	--	1	1

3 + Blocks in a Game

Player	12-13	13-14	14-15	15-16	16-17	Career
Moses Kingsley	--	7	5	13	5	30
Trey Thompson	--	--	0	2	--	2
C.J. Jones	--	--	--	--	1	1

RECORD WATCH IN 2016-17 »

MOSES KINGSLEY »

• 146 points shy of becoming the 40th player in school history to eclipse the 1,000 career points at Arkansas.

• 91 made free throws shy tying Darrell Walker for 10th all-time in school history with 333 career free throws made.

• 113 free throw attempts shy of tying Ronnie Brewer for 10th all-time in school history with 486 free throws attempted in a career.

• 92 rebounds shy of tying Corliss Williamson for 10th all-time in school history with 647 career rebounds.

• Currently ranks 5th all-time in school history with 188 career blocks and is six shy of tying Darian Townes for 4th all-time.

DUSTY HANNAHS »

• On pace to finish in the top-three in school history for career free throw percentage.

• On pace to break the school record for 3-point field goal percentage in a career.

• 54 made 3-pointers shy of tying Brandon Dean for 10th all-time in school history for made 3-pointers.

• Reached the 1,000-point mark for his career in the season opener against Fort Wayne with 462 coming at Texas Tech and now 659 coming at Arkansas.

PERFECTION IN THE PALACE »

• Since Mike Anderson came back to Arkansas, the Razorbacks have the third-most home victories in the country with 87.

• Arkansas is one of 10 teams with 80-plus wins and fewer than 15 losses at home over the last six seasons.

• The Razorbacks are 53-1 against unranked non-conference opponents inside Bud Walton Arena under Anderson.

» BY THE NUMBERS »

5

» Five current Razorbacks have received SEC All-Academic honors during their career.

12

» Arkansas has had 12 current and former players graduate since May 2014, averaging four graduates per academic year.

3.0

» Over the last calendar year, the Razorbacks have had a cumulative grade point average of 3.097.

PLAY HARD ACT RIGHT

• Senior Dusty Hannahs is scheduled to graduate in December with a degree Supply Chain Management.

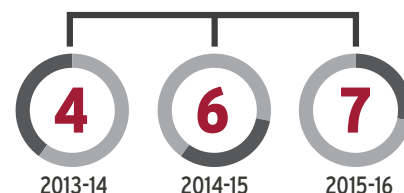
• Moses Kingsley and Manuale Watkins are slated to graduate on time this spring.

• Trey Thompson is set to graduate a year early this summer and start graduate school next fall during his senior year.

• Eleven of the 14 players had a 3.0 or higher GPA during the summer term.

17

SEC Academic Honor Roll Players over the last three seasons



» THE NATIONAL POLLS »

Associated Press Poll - (Dec. 5)

RK	TEAM	RECORD	POINTS
1	Villanova (57)	8-0	1,613
2	UCLA (2)	9-0	1,478
3	Kansas	7-1	1,458
4	Baylor (6)	8-0	1,437
5	Duke	8-1	1,389
6	Kentucky	7-1	1,274
7	North Carolina	8-1	1,234
8	Gonzaga	8-0	1,198
9	Indiana	7-1	1,103
10	Creighton	8-0	1,003
11	Louisville	7-1	901
12	Saint Mary's	6-0	899
13	Xavier	7-1	784
14	Virginia	7-1	758
15	West Virginia	6-1	729
16	Butler	8-0	691
17	Wisconsin	7-2	655
18	Purdue	6-2	485
19	South Carolina	8-0	476
20	Arizona	6-2	320
21	Florida	7-1	285
22	Cincinnati	7-1	258
23	Notre Dame	8-0	197
24	Oregon	7-2	175
25	Iowa State	5-2	95

Others receiving votes: Syracuse 45, USC 43, Ohio State 40, TCU 33, Florida State 18, Virginia Tech 11, California 10, Maryland 9, Valparaiso 7, Wichita St 5, Michigan State 3, Temple 3, UNC Wilmington 1, **Minnesota 1**, **Fort Wayne 1**

USA Today Coaches Poll (Dec. 5)

RK	TEAM	RECORD	POINTS
1	Villanova (28)	8-0	796
2	UCLA (1)	9-0	715
3	Kansas (1)	7-1	709
4	Duke (2)	8-1	700
5	North Carolina	8-1	636
6	Baylor	8-0	629
7	Kentucky	7-1	620
8	Gonzaga	8-0	607
9	Indiana	7-1	528
10	Creighton	8-0	494
11	Saint Mary's	6-0	434
12	Virginia	7-1	421
13	Louisville	7-1	396
14	Xavier	7-1	392
15	Butler	8-0	349
16	West Virginia	6-1	315
17	Wisconsin	7-2	270
18	South Carolina	8-0	261
19	Purdue	6-2	245
20	Arizona	6-2	178
21	Florida	7-1	121
22	Notre Dame	8-0	111
23	Cincinnati	7-1	107
24	Oregon	7-2	91
25	Iowa State	5-2	64

Others receiving votes: Syracuse 48, Maryland 42, TCU 21, USC 15, Ohio State 14, Rhode Island 11, **Texas A&M 8**, Virginia Tech 7, **Oklahoma State 7**, Colorado 7, Florida State 7, **Arkansas 6**, California 6, Wichita St 5, Michigan State 4, **Fort Wayne 1**, Valparaiso 1, UCF 1

» WEEK-BY-WEEK RANKINGS »

WEEK	AP	COACHES	NCAA RPI
Preseason	NR	RV	--
Nov. 14	NR	RV	--
Nov. 21	NR	RV	--
Nov. 28	NR	RV	--
Dec. 5	NR	RV	19
Dec. 12			
Dec. 19			
Dec. 26			
Jan. 2			
Jan. 9			
Jan. 16			
Jan. 23			
Jan. 30			
Feb. 6			
Feb. 13			
Feb. 20			
Feb. 27			
March 6			
March 13			
Final			

The Last time Arkansas was ranked in the AP...

Top 25:	No. 21	March 16, 2015
Top 15:	No. 15	Nov. 14, 2000
Top 10:	No. 6	1994-95 Final Poll
Top 5:	No. 5	March 7, 1995
No. 1:	No. 1	1994-95 Preseason Poll

DANIEL GAFFORD

El Dorado, Arkansas • El Dorado High School

ESPN.com	★★★★
247Sports.com	★★★★
Rivals.com	★★★★
Scout.com	★★★★
Future150.com	★★★★



- Ranked as the No. 1 player in the state of Arkansas and the No. 11 power forward in the 2017 class by 247Sports.com.

- Is a consensus top 50 player and as high as No. 33 in the class by Rivals.com.

- Averaged 14 points, 14 rebounds and six blocks per game as a junior.

- Invited to the Nike Academy in Los Angeles in July.

- Participated in the Nike Elite 100 Camp and the Nike Peach Invite with Arkansas Team Portis Wings.

KHALIL GARLAND

Little Rock, Arkansas • Parkview High School

ESPN.com	★★★★
247Sports.com	★★★★
Rivals.com	★★★
Scout.com	★★★
Future150.com	★★★



- Ranked as the No. 2 player in the state of Arkansas, the No. 12 guard in the 2017 class and No. 55 overall by ESPN.

- Averaged 18 points and 8.0 rebounds during his junior season.

- Named the 2016 State Tournament MVP after leading the Patriots to the 2016 Arkansas 6A State Championship behind a 20-point performance in the title game.

- Earned All-State and All-Tournament honors during his junior campaign.

DARIOUSHALL

Little Rock, Arkansas • Mills Univ. Studies HS

ESPN.com	★★★★
247Sports.com	★★★
Rivals.com	★★★
Scout.com	★★★
Future150.com	★★★



- Ranked as the No. 4 player in the state of Arkansas and the No. 50 power forward in the 2017 class by 247Sports.com.

- Averaged 16 points and 8 rebounds per game during his junior season.

- Is a two-time All-State and All-Conference selection at Mills University Studies High School.

- Played in the Nike EYBL Peach Jam for Team Penny.

- Participated in the Adidas Uprising Gauntlet, averaging 15.3 points and 7.0 rebounds per game.



» A LOOK AT THE **FUTURE** »

"These three individuals will come in and make the **STATE** of Arkansas **PROUD**." - Mike Anderson

The 2017 All-Arkansas early signees are a unanimous **TOP 25 CLASS** and as high as No. 14 in the country by ESPN.com

"It is **AWESOME** when we can have players in our state come in and **IMPACT** our program." - Mike Anderson

MIKE ANDERSON



CAREER NUMBERS

At Arkansas: 109-65 (6th Year)

2016-17 » 7-1
2015-16 » 16-16
2014-15 » 27-9 (NCAA, Third Round)
2013-14 » 22-12 (NIT, Second Round)
2012-13 » 19-13
2011-12 » 18-14

At Missouri: 111-57 (5 Years)

2010-11 » 23-11 (NCAA Second Round)
2009-10 » 23-11 (NCAA Second Round)
2008-09 » 31-7 (NCAA Elite Eight)
2007-08 » 16-16
2006-07 » 18-12

At Alabama-Birmingham (UAB): 89-41 (4 Years)

2005-06 » 24-7 (NCAA First Round)
2004-05 » 22-11 (NCAA Second Round)
2003-04 » 22-10 (NCAA Sweet 16, C-USA Co-Champs)
2002-03 » 21-13 (NIT Quarterfinals)

Overall Record **309-163 (15th Year)**

IT'S A NUMBERS GAME

Postseason Tournaments

1 2 3 4 5 6 7 8 9

20-Win Seasons

1 2 3 4 5 6 7 8 9

NCAA Tournaments

1 2 3 4 5 6 7

30-Win Seasons

1

Losing Seasons

0

PERSONAL INFO

Born: Dec. 12, 1959
Hometown: Birmingham, Ala.
Alma Mater: Tulsa (1982)
Wife: Marcheita
Children: Darcheita, Michael Jr., Yvonne
Date Named Head Coach at Arkansas: March 23, 2011

HEAD COACH
6TH SEASON AT ARKANSAS
15TH SEASON OVERALL

The Razorback Nation welcomed home one of its own on March 23, 2011, when Mike Anderson was named the 12th head men's basketball coach in Arkansas history. Charged with bringing back the winning tradition that was synonymous with the Razorback program throughout the '80s and '90s, Anderson enters his sixth season at Arkansas and 15th year as a head coach in 2016-17.

After losing 72 percent of scoring production heading into the 2015-16 season, Anderson continued his history of developing players as Arkansas finished third in the Southeastern Conference in scoring at 78.2 points per game and paced the league in three-point field goal percentage, turnover margin and assist/turnover ratio. Despite dropping eight games by four points or less, Arkansas never wavered and caught fire toward the end of the season to win four of its final five regular season games and finish eighth in the SEC. The Razorbacks became one of five teams to post a .500 or better record in conference play each of the last four years.

A longtime assistant and associate head coach at Arkansas, Anderson spent a combined nine years as a head coach at the University of Alabama-Birmingham and the University of Missouri before returning to the Razorbacks.

One of just 10 current Division I head coaches with 10-plus years of experience and no losing seasons, Anderson's 14 years at the helm of a program have resulted in a 302-162 record, nine 20-win campaigns, seven NCAA Tournament appearances, two Sweet Sixteen berths and a run to the 2009 Elite Eight.

During his first five seasons at Arkansas, Anderson produced a 102-64 record and was the first head coach in program history to win 18 or more games in each of his first four years. Anderson has also re-established Bud Walton Arena as one of the toughest places to play and brought excitement back to the tradition-rich program. In his first five years, Arkansas has won 80 games (80-12) in Bud Walton Arena, including an arena-record 17 during each of his first three years. The 2012-13 squad posted just the third unbeaten SEC home record (9-0) in program history and the first since 1998. The success on-and-off the court has translated into fan support as Arkansas returned to the top 25 in national attendance the first four years, including No. 11 in 2014-15.

CONSISTENCY

Head coach Mike Anderson is one of just 10 current Division I coaches with 10-plus years of head coaching experience and no losing seasons. Anderson and Thad Matta are the only coaches to accomplish the feat during stops at three different institutions.

Coach	Schools	Yrs
Roy Williams	Kansas/UNC	27
Tom Izzo	Michigan State	20
Mark Few	Gonzaga	16
Thad Matta	Butler/Xavier/Ohio State	15
Mike Anderson	UAB/Missouri/Arkansas	14
Jamie Dixon	Pittsburgh	12
Sean Miller	Xavier/Arizona	11
Andy Kennedy	Cincinnati/Ole Miss	10
Dave Rose	BYU	10
Ben Jacobson	Northern Iowa	10

» ARKANSAS GAME HIGHS »

POINTS	99	AUSTIN PEAY (12/03/16)
	92	FORT WAYNE (11/11/16)
	90	SOUTHERN ILLINOIS (11/14/16)
	89	MOUNT ST. MARY'S (11/28/16)
FIELD GOALS MADE	40	AUSTIN PEAY (12/03/16)
	35	FORT WAYNE (11/11/16)
FIELD GOAL ATTEMPTS	77	AUSTIN PEAY (12/03/16)
	67	MOUNT ST. MARY'S (11/28/16)
FIELD GOAL PERCENTAGE	.530 (35-66)	FORT WAYNE (11/11/16)
	.519 (40-77)	AUSTIN PEAY (12/03/16)
3 PT FIELD GOALS MADE	13	SOUTHERN ILLINOIS (11/14/16)
	9	AUSTIN PEAY (12/03/16)
3 PT FG ATTEMPTS	23	AUSTIN PEAY (12/03/16)
	23	SOUTHERN ILLINOIS (11/14/16)
3 PT FG PERCENTAGE	.565 (13-23)	SOUTHERN ILLINOIS (11/14/16)
	.429 (6-14)	HOUSTON (12/06/16)
FREE THROWS MADE	24	UT ARLINGTON (11/18/16)
	19	STEPHEN F. AUSTIN (12/01/16)
FREE THROW ATTEMPTS	32	UT ARLINGTON (11/18/16)
	25	MOUNT ST. MARY'S (11/28/16)
FREE THROW PERCENTAGE	.909 (10-11)	AUSTIN PEAY (12/03/16)
	.900 (18-20)	at Minnesota (11/22/16)
REBOUNDS	47	AUSTIN PEAY (12/03/16)
	41	MOUNT ST. MARY'S (11/28/16)
ASSISTS	28	AUSTIN PEAY (12/03/16)
	23	SOUTHERN ILLINOIS (11/14/16)
STEALS	12	STEPHEN F. AUSTIN (12/01/16)
	11	UT ARLINGTON (11/18/16)
BLOCKED SHOTS	11	AUSTIN PEAY (12/03/16)
	9	FORT WAYNE (11/11/16)
TURNOVERS	21	at Minnesota (11/22/16)
	14	UT ARLINGTON (11/18/16)
	14	SOUTHERN ILLINOIS (11/14/16)
FOULS	29	FORT WAYNE (11/11/16)
	24	at Minnesota (11/22/16)

» ARKANSAS GAME LOWS »

POINTS	71	UT ARLINGTON (11/18/16)
	71	at Minnesota (11/22/16)
	78	STEPHEN F. AUSTIN (12/01/16)
	84	HOUSTON (12/06/16)
FIELD GOALS MADE	21	UT ARLINGTON (11/18/16)
	26	at Minnesota (11/22/16)
FIELD GOAL ATTEMPTS	53	UT ARLINGTON (11/18/16)
	56	STEPHEN F. AUSTIN (12/01/16)
FIELD GOAL PERCENTAGE	.396 (21-53)	UT ARLINGTON (11/18/16)
	.426 (26-61)	at Minnesota (11/22/16)
3 PT FIELD GOALS MADE	1	at Minnesota (11/22/16)
	3	STEPHEN F. AUSTIN (12/01/16)
3 PT FG ATTEMPTS	8	at Minnesota (11/22/16)
	13	STEPHEN F. AUSTIN (12/01/16)
3 PT FG PERCENTAGE	.125 (1-8)	at Minnesota (11/22/16)
	.231 (3-13)	STEPHEN F. AUSTIN (12/01/16)
FREE THROWS MADE	10	AUSTIN PEAY (12/03/16)
	16	FORT WAYNE (11/11/16)
FREE THROW ATTEMPTS	11	AUSTIN PEAY (12/03/16)
	20	at Minnesota (11/22/16)
FREE THROW PERCENTAGE	.667 (16-24)	FORT WAYNE (11/11/16)
	.680 (17-25)	MOUNT ST. MARY'S (11/28/16)
REBOUNDS	29	STEPHEN F. AUSTIN (12/01/16)
	35	UT ARLINGTON (11/18/16)
ASSISTS	8	at Minnesota (11/22/16)
	10	UT ARLINGTON (11/18/16)
STEALS	5	HOUSTON (12/06/16)
	7	SOUTHERN ILLINOIS (11/14/16)
BLOCKED SHOTS	1	MOUNT ST. MARY'S (11/28/16)
	1	STEPHEN F. AUSTIN (12/01/16)
TURNOVERS	7	MOUNT ST. MARY'S (11/28/16)
	9	AUSTIN PEAY (12/03/16)
FOULS	17	MOUNT ST. MARY'S (11/28/16)
	18	UT ARLINGTON (11/18/16)
	18	HOUSTON (12/06/16)

» ARKANSAS INDIVIDUAL GAME HIGHS »

Points	23	Hannahs, Dusty vs Fort Wayne (11/11/16)
	20	Hannahs, Dusty at Minnesota (11/22/16)
	19	Hannahs, Dusty vs Southern Illinois (11/14/16)
	17	Macon, Daryl vs Houston (12/06/16)
	17	Hannahs, Dusty vs Houston (12/06/16)
Field Goals Made	17	Barford, Jaylen vs UT Arlington (11/18/16)
	7	Bailey, Adrio vs Austin Peay (12/03/16)
	7	Hannahs, Dusty at Minnesota (11/22/16)
Field Goal Att.	17	Hannahs, Dusty vs Fort Wayne (11/11/16)
	14	Hannahs, Dusty vs Fort Wayne (11/11/16)
FG Pct (min 5 made)	.875 (7-8)	Hannahs, Dusty vs Mount St. Mary's (11/28/16)
	.857 (6-7)	Bailey, Adrio vs Austin Peay (12/03/16)
3-Point FG Made	5	Thomas, Dustin vs Mount St. Mary's (11/28/16)
	4	Hannahs, Dusty vs Southern Illinois (11/14/16)
3-Point FG Att.	7	Macon, Daryl vs Southern Illinois (11/14/16)
	6	Hannahs, Dusty vs UT Arlington (11/18/16)
	6	Hannahs, Dusty vs Southern Illinois (11/14/16)
	6	Macon, Daryl vs Fort Wayne (11/11/16)
	6	Macon, Daryl vs Fort Wayne (11/11/16)
3-Pt FG Pct (min 2 made)	1.000 (2-2)	Hannahs, Dusty vs Fort Wayne (11/11/16)
	.833 (5-6)	Jones, CJ vs Stephen F. Austin (12/01/16)
Free Throws Made	8	Hannahs, Dusty vs Southern Illinois (11/14/16)
	7	Hannahs, Dusty vs Fort Wayne (11/11/16)
Free Throw Att.	10	Kingsley, Moses vs Southern Illinois (11/14/16)
	8	Hannahs, Dusty vs Fort Wayne (11/11/16)
FT Pct (min 3 made)	1.000 (7-7)	Thomas, Dustin vs UT Arlington (11/18/16)
	1.000 (5-5)	Kingsley, Moses vs Southern Illinois (11/14/16)
	1.000 (5-5)	Kingsley, Moses vs Stephen F. Austin (12/01/16)
	1.000 (4-4)	Hannahs, Dusty at Minnesota (11/22/16)
	1.000 (4-4)	Kingsley, Moses vs Austin Peay (12/03/16)
	1.000 (4-4)	Hannahs, Dusty vs Mount St. Mary's (11/28/16)
	1.000 (4-4)	Macon, Daryl at Minnesota (11/22/16)
	1.000 (4-4)	Hannahs, Dusty vs Southern Illinois (11/14/16)
	1.000 (3-3)	Hannahs, Dusty vs Houston (12/06/16)
	1.000 (3-3)	Jones, CJ vs Southern Illinois (11/14/16)
Rebounds	13	Kingsley, Moses vs Mount St. Mary's (11/28/16)
	10	Kingsley, Moses at Minnesota (11/22/16)
Assists	6	Beard, Anton vs Southern Illinois (11/14/16)
	5	Kingsley, Moses vs Austin Peay (12/03/16)
	5	Macon, Daryl vs Stephen F. Austin (12/01/16)
	5	Macon, Daryl vs Southern Illinois (11/14/16)
	5	Macon, Daryl vs Fort Wayne (11/11/16)
Steals	4	Beard, Anton vs Stephen F. Austin (12/01/16)
	4	Macon, Daryl vs Fort Wayne (11/11/16)
Blocked Shots	7	Kingsley, Moses vs Fort Wayne (11/11/16)
	5	Kingsley, Moses vs Southern Illinois (11/14/16)
Turnovers	6	Barford, Jaylen vs UT Arlington (11/18/16)
	5	Macon, Daryl at Minnesota (11/22/16)
Fouls	5	Kingsley, Moses at Minnesota (11/22/16)
	5	Thomas, Dustin vs Fort Wayne (11/11/16)
Minutes	33	Macon, Daryl vs Fort Wayne (11/11/16)
	31	Barford, Jaylen vs UT Arlington (11/18/16)
	30	Macon, Daryl vs Houston (12/06/16)
	30	Kingsley, Moses vs UT Arlington (11/18/16)
	30	Hannahs, Dusty vs Fort Wayne (11/11/16)

» THE LAST TIME ARKANSAS »

POINTS »

- Scored 100+ : 12/01/2015 - 117 vs. Northwestern St.
- Scored 100+ in an SEC game: 02/10/2015 - 101 vs. Auburn
- Scored fewer than 50: 02/09/2016 - 46 at Mississippi State

OVERTIME GAMES »

- Played in an OT game: 01/30/2016 vs. Texas Tech, W, 75-68 (OT)
- Played in a 2OT game: 01/16/2013 vs. Auburn, W, 88-80 (2 OT)
- Played in a 3OT game: 02/09/1980 vs. Houston, L, 90-84 (3 OT)

VERSUS TOP-25 OPPONENTS »

- Beat an AP Top 25-ranked opponent: 01/27/2016 vs. #5 Texas A&M, W, 74-71
- Beat an AP Top 10 team: 01/27/2016 vs. #5 Texas A&M, W, 74-71
- Beat an AP Top 5 team: 01/27/2016 vs. #5 Texas A&M, W, 74-71

VERSUS TOP-25 OPPONENTS ON THE ROAD »

- Beat an AP Top 25 team on road: 02/27/2014 at #17 Kentucky, W, 71-67 (OT)
- Beat an AP Top 5 team on road: 02/09/1994 at #4 Kentucky, W, 90-82

DOUBLE-DOUBLES »

- Two players in same game: vs. Auburn (02/17/2016)
 - Moses Kingsley (20 pts, 10 rebs) and Jabril Durham (12 pts, 10 asts)

3-POINT SHOOTING »

- 10+ 3FGM in a game: 11/14/2016 - 13 vs. Southern Illinois
- 15+ 3FGM in a game: 01/09/2016 - 16 vs. Mississippi State

AT THE CHARITY STRIPE »

- Attempted 30+ FT in a game: 11/18/2016 - 32 vs. UT Arlington
- 20+ FTM in a game: 11/18/2016 - 24 vs. UT Arlington
- 25+ FTM in a game: 01/05/2016 - 26 (of 35) vs. Vanderbilt

» THE LAST TIME AN ARKANSAS PLAYER »

POINTS »

- Scored 30-39 points in a game: 03/10/2016 - 33 by Dusty Hannahs vs. Florida
- Scored 40-49 points in a game: 01/11/1992 - 43 by Todd Day vs. LSU
- Scored 50+ points in a game: 11/13/2009 - 51 by Rotnei Clarke vs. Alcorn St.

DOUBLE-DOUBLES »

- Points/Rebounds: 01/22/2016 - 10 pts and 10 rebs by Moses Kingsley at Minnesota
- Points/Assists: 02/17/2016 - 12 pts and 10 asts by Jabril Durham vs. Auburn

REBOUNDS »

- Had 15+ rebounds in a game: 03/07/2015 - 15 by Bobby Portis vs. LSU
- Had 20+ rebounds in a game: 11/21/1997 - 23 by Nick Davis vs. Jackson St.

THREE-POINT SHOOTING »

- 5+ 3FGM in a game: 11/14/2016 - 5 (6 att) by Dusty Hannahs vs. Souther Illinois

AT THE CHARITY STRIPE »

- 10+ FTA in a game: 11/11/2016 - 10 by Dusty Hannahs vs. Fort Wayne
- 10+ FTM in a game: 12/09/2015 - 10 (10 att) by Dusty Hannahs vs. Evansville

ASSISTS »

- 5+ assists in a game: 12/3/2016 - 5 by Moses Kingsley vs. Austin Peay
- Consecutive 5+ assists games: 03/05/2016 vs. South Carolina (11) and 03/10/2016 (6) vs. Florida by Jabril Durham
- 10+ assists in a game: 03/05/2016 - 11 by Jabril Durham vs. South Carolina
- Consecutive 10+ assists games: 01/16/2010 vs. Alabama (10) and 01/21/2010 vs. Florida (11) by Courtney Fortson

BLOCKS »

- Had 3+ blocks in a game: 12/3/2016 - 3 by Moses Kingsley and C.J. Jones vs. Austin Peay
- Had 5+ blocks in a game: 11/14/2016 - 7 by Moses Kingsley vs. Southern Illinois

STEALS »

- Had 5+ steals in a game: 01/09/2016 - 6 by Jabril Durham vs. Mississippi State
- Had consecutive 5+ steal games: 01/01/2006 vs. Western Ill. (5) and 01/07/2006 vs. Miss. St. (5) by Ronnie Brewer

STARTING LINEUPS »

Date	Opponent	G	G	G	F	F	Outcome
Nov. 11	Fort Wayne	Barford	Macon	Hannahs	Thomas	Kingsley	W, 92-83
Nov. 14	Southern Illinois	Barford	Macon	Hannahs	Thomas	Kingsley	W, 90-65
Nov. 18	UT Arlington	Barford	Macon	Hannahs	Thomas	Kingsley	W, 71-67
Nov. 22	at Minnesota	Barford	Macon	Hannahs	Thomas	Kingsley	L, 85-71
Nov. 28	Mount Saint Mary's	Beard	Watkins	Hannahs	Thomas	Kingsley	W, 89-76
Dec. 1	Stephen F. Austin	Beard	Watkins	Hannahs	Thomas	Kingsley	W, 78-62
Dec. 3	Austin Peay	Barford	Macon	Watkins	Thomas	Kingsley	W, 99-62
Dec. 6	Houston	Barford	Macon	Watkins	Thomas	Kingsley	W, 84-72
Dec. 10	North Florida	--	--	--	--	--	--
Dec. 17	Texas^	--	--	--	--	--	--
Dec. 20	North Dakota State	--	--	--	--	--	--
Dec. 22	Sam Houston State#	--	--	--	--	--	--
Dec. 29	Florida*	--	--	--	--	--	--
Jan. 3	at Tennessee*	--	--	--	--	--	--
Jan. 7	at Kentucky*	--	--	--	--	--	--
Jan. 10	Mississippi State*	--	--	--	--	--	--
Jan. 14	Missouri*	--	--	--	--	--	--
Jan. 17	at Texas A&M*	--	--	--	--	--	--
Jan. 21	LSU*	--	--	--	--	--	--
Jan. 24	at Vanderbilt*	--	--	--	--	--	--
Jan. 28	at Oklahoma State%	--	--	--	--	--	--
Feb. 1	Alabama*	--	--	--	--	--	--
Feb. 4	at Missouri*	--	--	--	--	--	--
Feb. 7	Vanderbilt*	--	--	--	--	--	--
Feb. 11	at LSU*	--	--	--	--	--	--
Feb. 15	at South Carolina*	--	--	--	--	--	--
Feb. 18	Ole Miss*	--	--	--	--	--	--
Feb. 22	Texas A&M*	--	--	--	--	--	--
Feb. 25	at Auburn*	--	--	--	--	--	--
March 1	at Florida*	--	--	--	--	--	--
March 4	Georgia*	--	--	--	--	--	--

at Verizon Arena (North Little Rock, Ark.)

^ Lone Star Shootout (Houston, Texas)

% Big12/SEC Challenge

* SEC Game

LEADS & DEFICITS »

Date	Opponent	Largest Lead	Largest Deficit	Time Led	Time Trailed	Time Tied	Outcome
Nov. 11	Fort Wayne	15 (2nd - 2:42)	6 (1st - 8:06)	31:22	7:16	0:52	W, 92-83
Nov. 14	Southern Illinois	36 (2nd - 16:41)	3 (1st - 18:50)	37:39	0:55	1:26	W, 90-65
Nov. 18	UT Arlington	7 (2nd - 10:36)	17 (1st - 12:37)	11:37	26:34	1:49	W, 71-67
Nov. 22	at Minnesota	6 (1st - 12:50)	22 (2nd - 5:32)	6:33	30:16	3:11	L, 85-71
Nov. 28	Mount Saint Mary's	21 (2nd - 6:41)	4 (1st - 18:27)	35:10	3:05	1:45	W, 89-76
Dec. 1	Stephen F. Austin	23 (2nd - 3:15)	2 (1st - 19:22)	36:33	0:28	2:59	W, 78-62
Dec. 3	Austin Peay	41 (2nd - 8:38)	2 (1st - 19:30)	36:58	0:35	2:27	W, 99-62
Dec. 6	Houston	14 (1st - 10:25)	3 (1st - 18:40)	32:27	6:27	1:06	W, 84-72
Dec. 10	North Florida	--	--	--	--	--	--
Dec. 17	Texas^	--	--	--	--	--	--
Dec. 20	North Dakota State	--	--	--	--	--	--
Dec. 22	Sam Houston State#	--	--	--	--	--	--
Dec. 29	Florida*	--	--	--	--	--	--
Jan. 3	at Tennessee*	--	--	--	--	--	--
Jan. 7	at Kentucky*	--	--	--	--	--	--
Jan. 10	Mississippi State*	--	--	--	--	--	--
Jan. 14	Missouri*	--	--	--	--	--	--
Jan. 17	at Texas A&M*	--	--	--	--	--	--
Jan. 21	LSU*	--	--	--	--	--	--
Jan. 24	at Vanderbilt*	--	--	--	--	--	--
Jan. 28	at Oklahoma State%	--	--	--	--	--	--
Feb. 1	Alabama*	--	--	--	--	--	--
Feb. 4	at Missouri*	--	--	--	--	--	--
Feb. 7	Vanderbilt*	--	--	--	--	--	--
Feb. 11	at LSU*	--	--	--	--	--	--
Feb. 15	at South Carolina*	--	--	--	--	--	--
Feb. 18	Ole Miss*	--	--	--	--	--	--
Feb. 22	Texas A&M*	--	--	--	--	--	--
Feb. 25	at Auburn*	--	--	--	--	--	--
March 1	at Florida*	--	--	--	--	--	--
March 4	Georgia*	--	--	--	--	--	--

^ Lone Star Shootout (Houston, Texas) | # at Verizon Arena (North Little Rock, Ark.) | % Big12/SEC Challenge | * SEC Game

HUSTLE & EFFORT »

Date	Opponent	Deflections	Charges	Steals	Dunks	Blocks
Nov. 11	Fort Wayne	39	1	9	0	9
Nov. 14	Southern Illinois	36	1	7	2	7
Nov. 18	UT Arlington	38	1	11	3	6
Nov. 22	at Minnesota	25	1	8	0	4
Nov. 28	Mount Saint Mary's	26	1	8	1	1
Dec. 1	Stephen F. Austin	37	1	12	1	1
Dec. 3	Austin Peay	48	1	9	5	11
Dec. 6	Houston	26	2	5	0	5
Dec. 10	North Florida	--	--	--	--	--
Dec. 17	Texas^	--	--	--	--	--
Dec. 20	North Dakota State	--	--	--	--	--
Dec. 22	Sam Houston State#	--	--	--	--	--
Dec. 29	Florida*	--	--	--	--	--
Jan. 3	at Tennessee*	--	--	--	--	--
Jan. 7	at Kentucky*	--	--	--	--	--
Jan. 10	Mississippi State*	--	--	--	--	--
Jan. 14	Missouri*	--	--	--	--	--
Jan. 17	at Texas A&M*	--	--	--	--	--
Jan. 21	LSU*	--	--	--	--	--
Jan. 24	at Vanderbilt*	--	--	--	--	--
Jan. 28	at Oklahoma State%	--	--	--	--	--
Feb. 1	Alabama*	--	--	--	--	--
Feb. 4	at Missouri*	--	--	--	--	--
Feb. 7	Vanderbilt*	--	--	--	--	--
Feb. 11	at LSU*	--	--	--	--	--
Feb. 15	at South Carolina*	--	--	--	--	--
Feb. 18	Ole Miss*	--	--	--	--	--
Feb. 22	Texas A&M*	--	--	--	--	--
Feb. 25	at Auburn*	--	--	--	--	--
March 1	at Florida*	--	--	--	--	--
March 4	Georgia*	--	--	--	--	--
TOTALS		275	9	69	12	44

^ Lone Star Shootout (Houston, Texas) | # at Verizon Arena (North Little Rock, Ark.) | % Big12/SEC Challenge | * SEC Game

» GAME-BY-GAME LEADERS »

Date	Opponent	Points	Rebounds	Assists	Steals	Blocks
Nov. 11	Fort Wayne	Hannahs (23)	Kingsley (9)	Macon (5)	Macon (4)	Kingsley (7)
Nov. 14	Southern Illinois	Hannahs (19)	Kingsley (7)	Beard (6)	Seven Players (1)	Kingsley (5)
Nov. 18	UT Arlington	Barford (17)	Three Players (6)	Four Players (2)	Barford (3)	Kingsley (4)
Nov. 22	at Minnesota	Hannahs (20)	Kingsley (10)	Three Players (3)	Watkins (3)	Kingsley (3)
Nov. 28	Mount Saint Mary's	Macon (15)	Kingsley (13)	Two Players (4)	Two Players (2)	Kingsley (1)
Dec. 1	Stephen F. Austin	Hannahs (15)	Watkins (7)	Macon (5)	Beard (4)	Jones (1)
Dec. 3	Austin Peay	Bailey (14)	Two Players (7)	Kingsley (5)	Two Players (2)	Two Players (3)
Dec. 6	Houston	Two Players (17)	Kingsley (9)	Watkins (4)	Beard (2)	Two Players (2)
Dec. 10	North Florida	--	--	--	--	--
Dec. 17	Texas^	--	--	--	--	--
Dec. 20	North Dakota State	--	--	--	--	--
Dec. 22	Sam Houston State#	--	--	--	--	--
Dec. 29	Florida*	--	--	--	--	--
Jan. 3	at Tennessee*	--	--	--	--	--
Jan. 7	at Kentucky*	--	--	--	--	--
Jan. 10	Mississippi State*	--	--	--	--	--
Jan. 14	Missouri*	--	--	--	--	--
Jan. 17	at Texas A&M*	--	--	--	--	--
Jan. 21	LSU*	--	--	--	--	--
Jan. 24	at Vanderbilt*	--	--	--	--	--
Jan. 28	at Oklahoma State%	--	--	--	--	--
Feb. 1	Alabama*	--	--	--	--	--
Feb. 4	at Missouri*	--	--	--	--	--
Feb. 7	Vanderbilt*	--	--	--	--	--
Feb. 11	at LSU*	--	--	--	--	--
Feb. 15	at South Carolina*	--	--	--	--	--
Feb. 18	Ole Miss*	--	--	--	--	--
Feb. 22	Texas A&M*	--	--	--	--	--
Feb. 25	at Auburn*	--	--	--	--	--
March 1	at Florida*	--	--	--	--	--
March 4	Georgia*	--	--	--	--	--

^ Lone Star Shootout (Houston, Texas) | # at Verizon Arena (North Little Rock, Ark.) | % Big12/SEC Challenge | * SEC Game

» MISCELLANEOUS TEAM STATS »

Date	Opponent	W/L	Points In Paint			Pts Off Turnovers			2nd Chance Pts			Fast Break Pts		
			Ark	Opp.	Diff.	Ark	Opp.	Diff.	Ark	Opp.	Diff.	Ark	Opp.	Diff.
Nov. 11	Fort Wayne	W	52	22	+30	16	12	+4	9	21	-12	24	0	+24
Nov. 14	Southern Illinois	W	30	28	+2	21	17	+4	11	10	+1	17	2	+15
Nov. 18	UT Arlington	W	24	20	+4	28	20	+8	9	18	-9	10	8	+2
Nov. 22	at Minnesota	L	46	38	+8	11	26	-15	11	13	-2	6	4	+2
Nov. 28	Mount Saint Mary's	W	48	34	+14	18	10	+8	13	6	+7	21	9	+12
Dec. 1	Stephen F. Austin	W	36	28	+8	29	24	+5	12	9	+3	20	4	+16
Dec. 3	Austin Peay	W	52	40	+12	25	8	+17	26	10	+16	28	7	+21
Dec. 6	Houston	W	38	38	0	15	19	-4	13	9	+4	12	12	0
Dec. 10	North Florida	--	--	--	--	--	--	--	--	--	--	--	--	--
Dec. 17	Texas^	--	--	--	--	--	--	--	--	--	--	--	--	--
Dec. 20	North Dakota State	--	--	--	--	--	--	--	--	--	--	--	--	--
Dec. 22	Sam Houston State#	--	--	--	--	--	--	--	--	--	--	--	--	--
Dec. 29	Florida*	--	--	--	--	--	--	--	--	--	--	--	--	--
Jan. 3	at Tennessee*	--	--	--	--	--	--	--	--	--	--	--	--	--
Jan. 7	at Kentucky*	--	--	--	--	--	--	--	--	--	--	--	--	--
Jan. 10	Mississippi State*	--	--	--	--	--	--	--	--	--	--	--	--	--
Jan. 14	Missouri*	--	--	--	--	--	--	--	--	--	--	--	--	--
Jan. 17	at Texas A&M*	--	--	--	--	--	--	--	--	--	--	--	--	--
Jan. 21	LSU*	--	--	--	--	--	--	--	--	--	--	--	--	--
Jan. 24	at Vanderbilt*	--	--	--	--	--	--	--	--	--	--	--	--	--
Jan. 28	at Oklahoma State%	--	--	--	--	--	--	--	--	--	--	--	--	--
Feb. 1	Alabama*	--	--	--	--	--	--	--	--	--	--	--	--	--
Feb. 4	at Missouri*	--	--	--	--	--	--	--	--	--	--	--	--	--
Feb. 7	Vanderbilt*	--	--	--	--	--	--	--	--	--	--	--	--	--
Feb. 11	at LSU*	--	--	--	--	--	--	--	--	--	--	--	--	--
Feb. 15	at South Carolina*	--	--	--	--	--	--	--	--	--	--	--	--	--
Feb. 18	Ole Miss*	--	--	--	--	--	--	--	--	--	--	--	--	--
Feb. 22	Texas A&M*	--	--	--	--	--	--	--	--	--	--	--	--	--
Feb. 25	at Auburn*	--	--	--	--	--	--	--	--	--	--	--	--	--
March 1	at Florida*	--	--	--	--	--	--	--	--	--	--	--	--	--
March 4	Georgia*	--	--	--	--	--	--	--	--	--	--	--	--	--
TOTALS		7-1	326	210	+78	163	126	+37	104	96	+8	138	46	+92

^ Lone Star Shootout (Houston, Texas) | # at Verizon Arena (North Little Rock, Ark.) | % Big12/SEC Challenge | * SEC Game

Nov. 11: FORT WAYNE » W, 92-83

- Preseason favorites to win the Summit League this season.

- Dusty Hannahs finished with a game-high 23 points on 7-of-17 shooting, including 8-of-10 from the free throw line. Moses Kingsley finished with nine points and nine rebounds to go along with seven blocks and three assists.

- In his first game as a Razorback, junior guard Daryl Macon recorded 13 points, seven rebounds and a game-high five assists. Jaylen Barford, Manuale Watkins and Dustin Thomas each added 10 points a piece.

Nov. 14: S. ILLINOIS » W, 90-65

- Picked to finished fifth this season in the MVC.

- 10 different players recorded points, while six finished with nine or more. Arkansas outscored the Salukis 17-2 on the fast break.

- After missing the season opener to a knee injury, freshman C.J. Jones came off the bench and immediately sank his first 3-point opportunity as a Razorback, finishing with 11 points and two rebounds.

Nov. 18: UT ARLINGTON » W, 71-67

- After finishing third last season in the Sun Belt with a record of 24-11, 13-7 in conference play, the Mavericks were picked as the preseason favorite to win the league this season.

- Arkansas trailed by as many as 17 points in the first half, but used a 20-2 run to open the second half and take its first lead of the game.

- Jaylen Barford led all scorers with 17 points, while Anton Beard came off the bench and provided a much needed spark with 12 second-half points.

Nov. 22: MINNESOTA » L, 85-71

- Finished 8-23 last season, 2-16 in the Big Ten.

- Dusty Hannahs was able to manufacture a game-high 20 points on 7-of-12 shooting and two rebounds.

- Senior Moses Kingsley recorded his first double-double of the season, scoring 10 points to go along with 10 rebounds and three blocks.

Nov. 28: MOUNT ST. MARY'S » W, 89-76

- A member of the Northeast Conference, the Mountaineers are coming off a fifth place finish in the NEC with an overall record of 14-19, 10-8 in conference play.

- Arkansas had five players score in double figures with Daryl Macon leading the way with 15 points.

Dec. 1: STEPHEN F. AUSTIN » W, 78-62

- Southland Conference regular season and tournament champions a year ago after going 28-6, 18-0 in conference play. Picked to finish second this season.

- The Hogs were led by senior Dusty Hannahs who finished with 15 points and two assists. Moses Kingsley put up 12 points to along with six boards and two assists.

- Arkansas outscored SFA 20-4 on fastbreak points

Dec. 3: AUSTIN PEAY » W, 99-62

- After finishing 18-18 in the regular season and 7-9 in conference play, the Governors made the NCAA tournament by winning the 2016 Ohio Valley Conference Tournament as the eight seed.

- The bench provided big minutes for Arkansas, outscoring the Governors 55-12. Three Razorbacks scored in double figures off the bench, including Adrio Bailey who finished with a career-high 14 points and seven rebounds.

Dec. 6: HOUSTON » W, 84-72

- Finished third in the American Athletic Conference after going 22-10, 12-6 in conference last season.

- Daryl Macon finished with a career-high 17 points to go along with three rebounds and three assists. Dusty Hannahs had 17, as well.

- Moses Kingsley made his presence felt inside, finishing with 14 points, nine rebounds and two blocks.

Dec. 10: NORTH FLORIDA »

- Regular season Atlantic Sun Conference Champions after going 10-2 in conference play, 22-12 overall.

- Projected to finished second in the ASUN this season after returning their leader in assists and scoring, Dallas Moore who finished second in the league in scoring and led the conference in points per game.

- Advanced to the NIT last season before losing to Florida in the first round.

Dec. 17: TEXAS »

- Picked to finish third in the Big 12 after finishing fourth in the league last season, going 11-7 in conference, 20-13 overall.

- Defeated North Carolina in non-conference play who eventually went on to play for the National Championship against Villanova.

- Finished second in the Big 12 in turnover margin and top five in 3-point field goals made, offensive rebounds, assist-to-turnover ratio, blocked shots, field goal percentage defense and scoring defense.

Dec. 20: NORTH DAKOTA STATE »

- Finished 20-13 overall last season, 8-8 in the Summit League.

- Finished fifth in the conference last season, runner-up in the conference tournament. Has won the Summit League regular season title and tournament title two of the last three seasons.

- Return their best three-point shooter (Paul Miller), assist leader (Khy Kabellis), blocked shots leader (Dexter Werner), steals leader (Carlin Dupree) and leading scorer (A.J. Jacobson).

Dec. 22: SAM HOUSTON STATE »

- Projected to win the Southland Conference.

- Return their top seven scorers from a team that went 18-16 last season, 12-6 in conference play.

- Finished second in the Southland Conference in assists, assist/turnover ratio, defensive rebounding and scoring margin.

Jan. 28: OKLAHOMA STATE »

- Finished 12-20 last season, 3-15 in Big 12 match-ups. Picked to finish seventh in the league this season.

- Return top two leading scorers, Phil Forte III and Jawun Evans. Evans also led the team last season in assists per game. Leyton Hammonds returns as well for the Cowboys who led the team in rebounds per game a year season ago.

- Finished second in the Big 12 in scoring defense, free throw percentage and field goal percentage defense.

at guard... a six-three junior... from Jackson, Tennessee... number zero...

JAYLEN BARFORD



» @JBarford1 NEWS & NOTES »

- Has scored in double-figures in four out of the first eight games and has multiple assists in five.
- Fourth on the team in scoring, averaging 10.4 points per game.
- Scored a career-high 17 pts, six rebounds and three steals in the win vs. UT Arlington.
- Junior college transfer from Motlow State Community College.
- Ranked at the No. 1 junior college transfer in the 2016 class.
- Named one of 15 Impact JUCO Transfers by Jon Rothstein.
- Led the nation last year in scoring at 26.2 points per game and paced the country in field goals made (310-527) and total point (837).
- Scored 20+ points 31 times in JUCO, 30+ 12 times.
- Was named First Team All-American and TCCAA Player of the Year last season.

» GAME-BY-GAME STATS »

Opponent	Date	gs	min	Total		3-Pointers		Free throws		Rebounds								pts	avg		
				fg-fga	pct	3fg-fga	pct	ft-fta	pct	off	def	tot	avg	pf	a	t/o	blk			stl	
FORT WAYNE	11/11/16	*	27	4-9	.444	1-1	1.000	1-2	.500	1	4	5	5.0	3	4	2	0	1	10	10.0	
SOUTHERN ILLINOIS	11/14/16	*	22	4-7	.571	1-2	.500	0-2	.000	0	2	2	3.5	2	2	2	0	0	9	9.5	
UT ARLINGTON	11/18/16	*	31	6-12	.500	1-2	.500	4-6	.667	3	3	6	4.3	1	2	6	0	3	17	12.0	
at Minnesota	11/22/16	*	25	5-9	.556	0-1	.000	2-2	1.000	1	1	2	3.8	3	2	2	0	1	12	12.0	
MOUNT ST. MARY'S	11/28/16		23	5-8	.625	2-4	.500	1-1	1.000	0	1	1	3.2	2	1	0	0	2	13	12.2	
STEPHEN F. AUSTIN	12/01/16		20	2-6	.333	0-3	.000	4-5	.800	1	2	3	3.2	2	1	3	0	1	8	11.5	
AUSTIN PEAY	12/03/16	*	21	5-10	.500	1-3	.333	1-1	1.000	0	6	6	3.6	2	4	0	1	2	12	11.6	
HOUSTON	12/06/16	*	15	1-5	.200	0-1	.000	0-0	.000	0	1	1	3.3	1	1	2	0	0	2	10.4	
Totals			6	184	32-66	.485	6-17	.353	13-19	.684	6	20	26	3.3	16	17	17	1	10	83	10.4

Games played: 8
Minutes/game: 23.0
Points/game: 10.4
FG Pct: 48.5
3FG Pct: 35.3
FT Pct: 68.4

Rebounds/game: 3.3
Assists/game: 2.1
Turnovers/game: 2.1
Assist/turnover ratio: 1.0
Steals/game: 1.3
Blocks/game: 0.1

» SEASON/CAREER HIGHS »

POINTS

Season: 17 vs. UT Arlington (11/18/16)
Career: 17 vs. UT Arlington (11/18/16)

FIELD GOALS

Season: 6 vs. UT Arlington (11/18/16)
Career: 6 vs. UT Arlington (11/18/16)

FIELD GOALS ATTEMPTED

Season: 12 vs. UT Arlington (11/18/16)
Career: 12 vs. UT Arlington (11/18/16)

3-POINT FIELD GOALS

Season: 2 vs. Mount St. Mary's (11/28/16)
Career: 2 vs. Mount St. Mary's (11/28/16)

3-POINT FG ATTEMPTS

Season: 4 vs. Mount St. Mary's (11/28/16)
Career: 4 vs. Mount St. Mary's (11/28/16)

FREE THROWS MADE

Season: 4 (2x) last vs. Stephen F. Austin (12/1/16)
Career: 4 (2x) last vs. Stephen F. Austin (12/1/16)

FREE THROWS ATTEMPTS

Season: 6 vs. UT Arlington (11/18/16)
Career: 6 vs. UT Arlington (11/18/16)

REBOUNDS

Season: 6 (2x) last vs. Austin Peay (12/3/16)
Career: 6 (2x) last vs. Austin Peay (12/3/16)

ASSISTS

Season: 4 vs. Fort Wayne (11/11/16)
Career: 4 vs. Fort Wayne (11/11/16)

STEALS

Season: 3 vs. UT Arlington (11/18/16)
Career: 3 vs. UT Arlington (11/18/16)

BLOCKS

Season: 1 vs. Austin Peay (12/3/16)
Career: 1 vs. Austin Peay (12/3/16)

MINUTES

Season: 31 vs. UT Arlington (11/18/16)
Career: 31 vs. UT Arlington (11/18/16)

» CAREER STATISTICS AT ARKANSAS »

			Total		3-Point		F-Throws		Rebounds											Scoring	
Season	gp-gs	min/avg	fg-fga	pct	fg-fga	pct	ft-fa	pct	off	def	tot	avg	pf	fo	ast	to	blk	stl	pts	avg	
2016-17	8-6	184/23.0	32-66	.485	6-17	.353	13-19	.684	6	20	26	3.3	16	0	17	17	1	10	83	10.4	
TOTAL	8-6	184/23.0	32-66	.485	6-17	.353	13-19	.684	6	20	26	3.3	16	0	17	17	1	10	83	10.4	

at forward... a six-nine junior... from Madison, Arkansas... number one...

TREY THOMPSON



» @T_Top24 NEWS & NOTES »

- Second on the team in blocks with six.
- Is set to graduate a year early this summer and start graduate school next fall during his senior year.
- Averaged 3.1 points and 4.3 rebounds per game last season as a sophomore.
- Scored a career high 13 points against LSU (2/23/16) after going a perfect 6-6 from the field.
- Recorded a career high nine rebounds and four blocked shots against Texas Tech last season (1/30/16).
- Went to high school with teammate RJ Gasper.

» GAME-BY-GAME STATS »

Opponent	Date	gs	min	Total		3-Pointers		Free throws		Rebounds			pf	a	t/o	blk	stl	pts	avg
				fg-fga	pct	3fg-fga	pct	ft-fa	pct	off	def	tot							
FORT WAYNE	11/11/16	13		2-2	1.000	0-0	.000	1-2	.500	0	4	4	4.0	3	1	0	2	5	5.0
SOUTHERN ILLINOIS	11/14/16	15		1-3	.333	0-0	.000	2-2	1.000	1	3	4	4.0	3	1	1	0	1	4.5
UT ARLINGTON	11/18/16	7		1-2	.500	0-0	.000	1-1	1.000	3	1	4	4.0	2	0	2	0	3	4.0
at Minnesota	11/22/16	13		0-0	.000	0-0	.000	0-0	.000	0	3	3	3.8	1	2	1	0	0	3.0
MOUNT ST. MARY'S	11/28/16	13		0-1	.000	0-0	.000	0-0	.000	1	4	5	4.0	3	1	0	0	1	2.4
STEPHEN F. AUSTIN	12/01/16	6		0-0	.000	0-0	.000	0-0	.000	0	1	1	3.5	3	0	0	0	0	2.0
AUSTIN PEAY	12/03/16	13		2-2	1.000	0-0	.000	0-0	.000	2	2	4	3.6	0	1	0	2	4	2.3
HOUSTON	12/06/16	13		2-2	1.000	0-0	.000	0-0	.000	0	1	1	3.3	3	2	0	2	0	4.2
Totals		0	93	8-12	.667	0-0	.000	4-5	.800	7	19	26	3.3	18	8	4	6	4	2.5

Games played: 8
Minutes/game: 11.6
Points/game: 2.5
FG Pct: 66.7
FT Pct: 80.0

Rebounds/game: 3.3
Assists/game: 1.0
Turnovers/game: 0.5
Assist/turnover ratio: 2.0
Steals/game: 0.5
Blocks/game: 0.8

» SEASON/CAREER HIGHS »

POINTS

Season: 5 vs. Fort Wayne (11/11/16)

Career: 13 vs. LSU (Feb. 23, 2016)

FIELD GOALS

Season: 2 (3x) last vs. Houston (12/6/16)

Career: 6 vs. LSU (2/23/16)

FIELD GOALS ATTEMPTED

Season: 3 vs. Southern Illinois (11/14/16)

Career: 7 vs. Tennessee Tech (12/12/15)

3-POINT FIELD GOALS

Season: --

Career: --

3-POINT FG ATTEMPTS

Season: --

Career: --

FREE THROWS MADE

Season: 2 vs. Southern Illinois (11/14/16)

Career: 4 at Texas A&M (1/2/16)

FREE THROWS ATTEMPTS

Season: 2 (2x) last vs. Southern Illinois (11/14/16)

Career: 5 at Texas A&M (1/2/16)

REBOUNDS

Season: 5 vs. Mount St. Mary's (11/28/16)

Career: 9 vs. Texas Tech (1/30/16)

ASSISTS

Season: 2 (2x) last vs. Houston (12/6/16)

Career: 5 vs. North Florida (12/22/15)

STEALS

Season: 2 vs. Austin Peay (12/3/16)

Career: 2 vs. Austin Peay (12/3/16)

BLOCKS

Season: 2 (3x) last vs. Houston (12/6/16)

Career: 4 vs. Texas Tech (1/30/16)

MINUTES

Season: 15 vs. Southern Illinois (11/14/16)

Career: 29 vs. LSU (2/23/16)

» CAREER STATISTICS AT ARKANSAS »

			Total		3-Point		F-Throws		Rebounds											Scoring	
Season	gp-gs	min/avg	fg-fga	pct	fg-fga	pct	ft-fa	pct	off	def	tot	avg	pf	fo	ast	to	blk	stl	pts	avg	
2014-15	14-0	33/2.4	1-5	.200	0-0	.000	3-3	1.000	3	3	6	0.4	3	0	1	4	1	1	5	0.4	
2015-16	29-1	503/17.3	37-61	.607	0-0	.000	16-31	.516	28	96	124	4.3	88	6	36	33	27	13	90	3.1	
2016-17	8-0	93/11.6	8-12	.667	0-0	.000	4-5	.800	7	19	26	3.3	18	0	8	4	6	4	20	2.5	
TOTAL	51-1	629/12.3	46-78	.590	0-0	.000	23-39	.590	38	118	156	3.1	109	6	45	41	34	18	115	2.3	

at forward... a **six-six** freshman... from Campti, **Louisiana**... number **two**...

ADRIOBAILEY



@AdrioBailey NEWS & NOTES »

- Led the team in points (14) and rebounds (7) in the 99-62 victory over Austin Peay.
- Recorded career highs in points (14), rebounds (7), assists (2) and blocks (2) against Austin Peay.
- Scored his first collegiate points against Stephen F. Austin, a back door cut for a throw down slam.
- Ranked the No. 11 player in the state of Louisiana.
- Ranked the No. 50 small forward in the 2016 class by Rivals.com.
- Averaged 19.5 points, 12.7 rebounds and 3.9 blocks per game last season as a senior in high school.

» GAME-BY-GAME STATS »

Opponent	Date	gs	min	Total		3-Pointers		Free throws		Rebounds				pf	a	t/o	blk	stl	pts	avg
				fg-fga	pct	3fg-fga	pct	ft-fa	pct	off	def	tot	avg							
FORT WAYNE	11/11/16	3		0-0	.000	0-0	.000	0-0	.000	0	1	1	1.0	1	0	1	0	0	0	0.0
SOUTHERN ILLINOIS	11/14/16	7		0-1	.000	0-0	.000	0-2	.000	1	0	1	1.0	1	0	3	0	0	0	0.0
UT ARLINGTON	11/18/16	dnp		-	-	-	-	-	-	-	-	-	-	-	-	-	-	-	-	-
at Minnesota	11/22/16	5		0-1	.000	0-0	.000	0-0	.000	0	1	1	1.0	0	0	0	0	0	0	0.0
MOUNT ST. MARY'S	11/28/16	4		0-0	.000	0-0	.000	0-0	.000	0	0	0	0.8	0	1	0	0	1	0	0.0
STEPHEN F. AUSTIN	12/01/16	12		1-1	1.000	0-0	.000	0-0	.000	0	0	0	0.6	4	0	1	0	0	2	0.4
AUSTIN PEAY	12/03/16	18		7-8	.875	0-0	.000	0-0	.000	4	3	7	1.7	2	2	2	2	1	14	2.7
HOUSTON	12/06/16	7		0-1	.000	0-0	.000	1-2	.500	1	1	2	1.7	1	1	1	0	0	1	2.4
Totals		0	56	8-12	.667	0-0	.000	1-4	.250	6	6	12	1.7	9	4	8	2	2	17	2.4

Games played: 7
Minutes/game: 8.0
Points/game: 2.4
FG Pct: 66.7
FT Pct: 25.0

Rebounds/game: 1.7
Assists/game: 0.6
Turnovers/game: 1.1
Assist/turnover ratio: 0.5
Steals/game: 0.3
Blocks/game: 0.3

» SEASON/CAREER HIGHS »

POINTS

Season: 14 vs. Austin Peay (12/3/16)
Career: 14 vs. Austin Peay (12/3/16)

FIELD GOALS

Season: 7 vs. Austin Peay (12/3/16)
Career: 7 vs. Austin Peay (12/3/16)

FIELD GOALS ATTEMPTED

Season: 8 vs. Austin Peay (12/3/16)
Career: 8 vs. Austin Peay (12/3/16)

3-POINT FIELD GOALS

Season: --
Career: --

3-POINT FG ATTEMPTS

Season: --
Career: --

FREE THROWS MADE

Season: --
Career: --

FREE THROWS ATTEMPTS

Season: 2 vs. Southern Illinois (11/14/16)
Career: 2 vs. Southern Illinois (11/14/16)

REBOUNDS

Season: 7 vs. Austin Peay (12/3/16)
Career: 7 vs. Austin Peay (12/3/16)

ASSISTS

Season: 2 vs. Austin Peay (12/3/16)
Career: 2 vs. Austin Peay (12/3/16)

STEALS

Season: 1 (2x) last vs. Austin Peay (12/3/16)
Career: 1 (2x) last vs. Austin Peay (12/3/16)

BLOCKS

Season: 2 vs. Austin Peay (12/3/16)
Career: 2 vs. Austin Peay (12/3/16)

MINUTES

Season: 18 vs. Austin Peay (12/3/16)
Career: 18 vs. Austin Peay (12/3/16)

» CAREER STATISTICS AT ARKANSAS »

			Total		3-Point		F-Throws		Rebounds											Scoring	
Season	gp-gs	min/avg	fg-fga	pct	fg-fga	pct	ft-fa	pct	off	def	tot	avg	pf	fo	ast	to	blk	stl	pts	avg	
2016-17	7-0	56/8.0	8-12	.667	0-0	.000	1-4	.250	6	6	12	1.7	9	0	4	8	2	2	17	2.4	
TOTAL	7-0	56/8.0	8-12	.667	0-0	.000	1-4	.250	6	6	12	1.7	9	0	4	8	2	2	17	2.4	

at guard... a **six-three** redshirt-senior... from Little Rock, **Arkansas**... number **three**...

DUSTY HANNAHS



» @D_Hannahs NEWS & NOTES »

- Has reached double-digits in 16 straight contests dating back to last season.
- Of the 619 players in the nation who have scored 100+ points, Hannahs is 33rd in points per 40 mins with 27.7
- Has made 20 straight free throws over the last six games.
- Is 50-of-54 (.926) from the charity stripe over the last 11 games dating back to last year.
- Ranks 26th in the country in free throw percentage at 91.9 percent.
- Leads the team in scoring at 16.3 points per game.
- Reached the 1,000 point club for his career in the season opener with a 23-point effort.
- Scheduled to graduate in December with a degree Supply Chain Management.
- Named to the Preseason Second Team All-SEC as voted on by the league coaches.
- One of 20 players on the Jerry West Shooting Guard of the Year Award watch list.
- Ranked No. 97 player in the nation by CBS Sports.

» GAME-BY-GAME STATS »

Opponent	Date	gs	min	Total		3-Pointers		Free throws		Rebounds											
				fg-fga	pct	3fg-fga	pct	ft-fa	pct	off	def	tot	avg	pf	a	t/o	blk	stl	pts	avg	
FORT WAYNE	11/11/16	*	30	7-17	.412	1-6	.167	8-10	.800	1	0	1	1.0	1	2	1	0	1	23	23.0	
SOUTHERN ILLINOIS	11/14/16	*	20	5-7	.714	5-6	.833	4-4	1.000	1	4	5	3.0	2	1	1	0	0	19	21.0	
UT ARLINGTON	11/18/16	*	27	2-10	.200	2-7	.286	5-6	.833	1	0	1	2.3	1	2	0	0	1	11	17.7	
at Minnesota	11/22/16	*	29	7-12	.583	1-2	.500	5-5	1.000	1	1	2	2.3	1	0	3	0	0	20	18.3	
MOUNT ST. MARY'S	11/28/16	*	20	4-14	.286	0-5	.000	4-4	1.000	1	1	2	2.2	1	1	1	0	1	12	17.0	
STEPHEN F. AUSTIN	12/01/16	*	24	5-9	.556	0-2	.000	5-5	1.000	0	0	0	1.8	1	2	1	0	1	15	16.7	
AUSTIN PEAY	12/03/16		21	5-12	.417	3-5	.600	0-0	.000	0	1	1	1.7	2	0	0	0	0	13	16.1	
HOUSTON	12/06/16		17	6-11	.545	2-5	.400	3-3	1.000	1	0	1	1.6	2	1	2	0	0	17	16.3	
Totals			6	188	41-92	.446	14-38	.368	34-37	.919	6	7	13	1.6	11	9	9	0	4	130	16.3

Games played: 8
Minutes/game: 23.5
Points/game: 16.3
FG Pct: 44.6
3FG Pct: 36.8
FT Pct: 91.9

Rebounds/game: 1.6
Assists/game: 1.1
Turnovers/game: 1.1
Assist/turnover ratio: 1.0
Steals/game: 0.5

» SEASON/CAREER HIGHS »

POINTS

Season: 23 vs. Fort Wayne (11/11/16)
Career: 33 vs. Florida (3/10/16)

FIELD GOALS

Season: 7 (2x) last at Minnesota (11/22/16)
Career: 12 vs. Florida (3/10/16)

FIELD GOALS ATTEMPTED

Season: 17 vs. Fort Wayne (11/11/16)
Career: 23 vs. Florida (3/10/16)

3-POINT FIELD GOALS

Season: 5 vs. Southern Illinois (11/14/16)
Career: 8 vs. Mississippi State (1/9/16)

3-POINT FG ATTEMPTS

Season: 6 vs. Southern Illinois (11/14/16)
Career: 13 vs. Mississippi State (1/9/16)

FREE THROWS MADE

Season: 8 vs. Fort Wayne (11/11/16)
Career: 10 vs. Evansville (12/8/15)

FREE THROWS ATTEMPTS

Season: 10 vs. Fort Wayne (11/11/16)
Career: 10, 3x, last vs. Fort Wayne (11/11/16)

REBOUNDS

Season: 5 vs. Southern Illinois (11/14/16)
Career: 6, 2x, last vs. Missouri (2/20/16)

ASSISTS

Season: 2 (3x) last vs. Stephen F. Austin (12/1/16)
Career: 6 at West Virginia (1/22/14)^

STEALS

Season: 1 (4x) last vs. Stephen F. Austin (12/1/16)
Career: 3 (2x) last vs. Mississippi State (1/9/15)

BLOCKS

Season: --
Career: 1, 2x, last at Arizona State (12/21/13)^

MINUTES

Season: 30 vs. Fort Wayne (11/11/16)
Career: 40 vs. Texas Tech (1/30/16)

^ - at Texas Tech

» CAREER STATISTICS AT ARKANSAS »

Season	gp-gs	min/avg	Total fg-fga	pct	3-Point fg-fga	pct	F-Throws ft-fa	pct	Rebounds off	def	tot	avg	pf	fo	ast	to	blk	stl	Scoring pts	avg
2015-16	32-20	866/27.1	174-380	.458	81-187	.433	100-115	.870	19	58	77	2.4	68	0	29	41	0	20	529	16.5
2016-17	8-6	188/23.5	41-92	.446	14-38	.368	34-37	.919	6	7	13	1.6	11	0	9	9	0	4	130	16.3
TOTAL	40-26	1054/26.4	215-472	.456	95-225	.422	134-152	.882	25	65	90	2.3	79	0	38	50	0	24	659	16.5

at guard... a six-three junior... from Little Rock, Arkansas... number four...

DARYL MACON



@YoD4 NEWS & NOTES »

- Has scored at least 12 points in five of the eight games this season.
- Had a career-high 17 points in his last outing against Houston.
- Is the only player in the last 30 years to have 13+ points, 7+ rebounds, 5+ assists and 4+ steals in his Razorback debut. (Via @HogStats)
- Had a game-high 5 assists against Stephen F. Austin.
- Second on the team in scoring at 11.4 points per game.
- Junior college transfer from Holmes Community College.
- Ranked as the No. 3 junior college transfer in the 2016 class.
- Named one of 15 Impact JUCO Transfers by Jon Rothstein.
- Averaged 23.9 points, 3.7 rebounds, and 3.2 assists per game as a sophomore at Holmes CC.

» GAME-BY-GAME STATS »

Opponent	Date	gs	min	Total		3-Pointers		Free throws		Rebounds				pf	a	t/o	blk	stl	pts	avg
				fg-fga	pct	3fg-fga	pct	ft-fa	pct	off	def	tot	avg							
FORT WAYNE	11/11/16	*	33	5-11	.455	2-6	.333	1-2	.500	2	5	7	7.0	3	5	4	0	4	13	13.0
SOUTHERN ILLINOIS	11/14/16	*	20	4-6	.667	4-6	.667	0-0	.000	0	2	2	4.5	2	5	0	1	1	12	12.5
UT ARLINGTON	11/18/16	*	26	2-6	.333	0-3	.000	3-4	.750	0	2	2	3.7	4	0	1	0	2	7	10.7
at Minnesota	11/22/16	*	26	4-11	.364	0-4	.000	4-4	1.000	1	4	5	4.0	1	1	5	0	2	12	11.0
MOUNT ST. MARY'S	11/28/16		18	4-7	.571	2-3	.667	5-6	.833	0	0	0	3.2	3	2	1	0	0	15	11.8
STEPHEN F. AUSTIN	12/01/16		22	3-8	.375	1-4	.250	0-0	.000	0	0	0	2.7	3	5	1	0	2	7	11.0
AUSTIN PEAY	12/03/16	*	15	4-7	.571	0-3	.000	0-0	.000	0	4	4	2.9	2	1	1	0	1	8	10.6
HOUSTON	12/06/16	*	30	5-9	.556	3-4	.750	4-5	.800	1	2	3	2.9	1	3	3	0	1	17	11.4
Totals			6	190	31-65	.477	12-33	.364	17-21	.810	4	19	23	2.9	19	22	16	1	91	11.4

Games played: 8
Minutes/game: 23.8
Points/game: 11.4
FG Pct: 47.7
3FG Pct: 36.4
FT Pct: 81.0

Rebounds/game: 2.9
Assists/game: 2.8
Turnovers/game: 2.0
Assist/turnover ratio: 1.4
Steals/game: 1.6
Blocks/game: 0.1

» SEASON/CAREER HIGHS »

POINTS

Season: 17 vs. Houston (12/6/16)
Career: 17 vs. Houston (12/6/16)

FIELD GOALS

Season: 5 (2x) last vs. Houston (12/6/16)
Career: 5 (2x) last vs. Houston (12/6/16)

FIELD GOALS ATTEMPTED

Season: 11 (2x) last at Minnesota (11/22/16)
Career: 11 (2x) last at Minnesota (11/22/16)

3-POINT FIELD GOALS

Season: 4 vs. Southern Illinois (11/14/16)
Career: 4 vs. Southern Illinois (11/14/16)

3-POINT FG ATTEMPTS

Season: 6 (2x) last vs. Southern Illinois (11/14/16)
Career: 6 (2x) last vs. Southern Illinois (11/14/16)

FREE THROWS MADE

Season: 5 vs. Mount St. Mary's (11/28/16)
Career: 5 vs. Mount St. Mary's (11/28/16)

FREE THROWS ATTEMPTS

Season: 6 vs. Mount St. Mary's (11/28/16)
Career: 6 vs. Mount St. Mary's (11/28/16)

REBOUNDS

Season: 7 vs. Fort Wayne (11/11/16)
Career: 7 vs. Fort Wayne (11/11/16)

ASSISTS

Season: 5 (2x) last vs. Southern Illinois (11/14/16)
Career: 5 (2x) last vs. Southern Illinois (11/14/16)

STEALS

Season: 4 vs. Fort Wayne (11/11/16)
Career: 4 vs. Fort Wayne (11/11/16)

BLOCKS

Season: 1 vs. Southern Illinois (11/14/16)
Career: 1 vs. Southern Illinois (11/14/16)

MINUTES

Season: 33 vs. Fort Wayne (11/11/16)
Career: 33 vs. Fort Wayne (11/11/16)

» CAREER STATISTICS AT ARKANSAS »

Season	gp-gs	min/avg	Total		3-Point		F-Throws		Rebounds				Scoring					
			fg-fga	pct	fg-fga	pct	ft-fa	pct	off	def	tot	avg	pf	fo	ast	to	blk	stl
2016-17	8-6	190/23.8	31-65	.477	12-33	.364	17-21	.810	4	19	23	2.9	19	0	22	16	1	13
TOTAL	8-6	190/23.8	31-65	.477	12-33	.364	17-21	.810	4	19	23	2.9	19	0	22	16	1	13

at forward... a **six-eight** junior... from St. Louis, **Missouri**... number **five**...

ARLANDO COOK



@ ballxbooks NEWS & NOTES »

- Three of his four baskets against Southern Illinois were lay-ups in transition.
- Has a rebound in four straight games and has scored in six of eight games this season.
- Junior college transfer from Connors State College
- Ranked as the No. 6 junior college transfer in the 2016 class.
- Averaged 16.0 points and 10.1 rebounds per game last season as a sophomore at Connors State College.
- Totaled 15 double-doubles, eight 20-point games and 16 10+ rebound performances last season.

» GAME-BY-GAME STATS »

Opponent	Date	gs	min	Total fg-fga	pct	3-Pointers 3fg-fga	pct	Free throws ft-fa	pct	Rebounds off def tot avg	pf	a	t/o	blk	stl	pts	avg
FORT WAYNE	11/11/16	5		0-0	.000	0-0	.000	0-0	.000	0 0 0 0.0	3	0	2	0	0	0	0.0
SOUTHERN ILLINOIS	11/14/16	13		4-8	.500	0-0	.000	1-1	1.000	0 2 2 1.0	0	0	1	1	1	9	4.5
UT ARLINGTON	11/18/16	13		0-2	.000	0-0	.000	1-2	.500	1 0 1 1.0	0	0	1	1	1	1	3.3
at Minnesota	11/22/16	14		2-3	.667	0-0	.000	0-0	.000	0 0 0 0.8	4	0	3	1	1	4	3.5
MOUNT ST. MARY'S	11/28/16	13		1-4	.250	0-0	.000	1-2	.500	0 2 2 1.0	1	1	0	0	0	3	3.4
STEPHEN F. AUSTIN	12/01/16	9		1-2	.500	0-0	.000	0-0	.000	1 0 1 1.0	0	0	0	0	0	2	3.2
AUSTIN PEAY	12/03/16	15		2-4	.500	0-0	.000	0-0	.000	3 0 3 1.3	1	2	0	0	1	4	3.3
HOUSTON	12/06/16	10		0-1	.000	0-0	.000	0-0	.000	1 0 1 1.3	0	0	0	0	0	0	2.9
Totals		0	92	10-24	.417	0-0	.000	3-5	.600	6 4 10 1.3	9	3	7	3	4	23	2.9

Games played: 8
Minutes/game: 11.5
Points/game: 2.9
FG Pct: 41.7
FT Pct: 60.0

Rebounds/game: 1.3
Assists/game: 0.4
Turnovers/game: 0.9
Assist/turnover ratio: 0.4
Steals/game: 0.5
Blocks/game: 0.4

» SEASON/CAREER HIGHS »

POINTS

Season: 9 vs. Southern Illinois (11/14/16)
Career: 9 vs. Southern Illinois (11/14/16)

FIELD GOALS

Season: 4 vs. Southern Illinois (11/14/16)
Career: 4 vs. Southern Illinois (11/14/16)

FIELD GOALS ATTEMPTED

Season: 8 vs. Southern Illinois (11/14/16)
Career: 8 vs. Southern Illinois (11/14/16)

3-POINT FIELD GOALS

Season: --
Career: --

3-POINT FG ATTEMPTS

Season: --
Career: --

FREE THROWS MADE

Season: 1 (3x) last vs. Mount St. Mary's (11/28/16)
Career: 1 (3x) last vs. Mount St. Mary's (11/28/16)

FREE THROWS ATTEMPTS

Season: 2 (2x) last vs. Mount St. Mary's (11/28/16)
Career: 2 (2x) last vs. Mount St. Mary's (11/28/16)

REBOUNDS

Season: 3 vs. Austin Peay (12/3/16)
Career: 3 vs. Austin Peay (12/3/16)

ASSISTS

Season: 2 vs. Austin Peay (12/3/16)
Career: 2 vs. Austin Peay (12/3/16)

STEALS

Season: 1 (4x) last vs. Austin Peay (12/3/16)
Career: 1 (4x) last vs. Austin Peay (12/3/16)

BLOCKS

Season: 1 (3x) last at Minnesota (11/22/16)
Career: 1 (3x) last at Minnesota (11/22/16)

MINUTES

Season: 15 vs. Austin Peay (12/3/16)
Career: 15 vs. Austin Peay (12/3/16)

» CAREER STATISTICS AT ARKANSAS »

Season	gp-gs	min/avg	Total fg-fga	pct	3-Point fg-fga	pct	F-Throws ft-fa	pct	Rebounds off def tot avg	pf	fo	ast	to	blk	stl	Scoring pts avg
2016-17	8-0	92/11.5	10-24	.417	0-0	.000	3-5	.600	6 4 10 1.3	9	0	3	7	3	4	23 2.9
TOTAL	8-0	92/11.5	10-24	.417	0-0	.000	3-5	.600	6 4 10 1.3	9	0	3	7	3	4	23 2.9

at forward... a **six-eight** freshman... from Fort Wayne, **Indiana**... number **twelve**...

BRACHENHAZEN



@Brachen_ NEWS & NOTES »

- Tipped in his first points as a Razorback against Austin Peay off an offensive rebound.
- Saw his first action as a Razorback against Southern Illinois.
- Ranked the No. 7 player in the state of Indiana.
- No. 50 small forward in the 2016 class by 247Sports.
- Averaged 16.1 points, 9.3 rebounds, 2.6 assists, 1.4 steals and 1.8 blocks per game as a senior at Columbia City High School.

» GAME-BY-GAME STATS »

Opponent	Date	gs	min	Total		3-Pointers		Free throws		Rebounds				pf	a	t/o	blk	stl	pts	avg
				fg-fga	pct	3fg-fga	pct	ft-fa	pct	off	def	tot	avg							
FORT WAYNE	11/11/16	dnp		-	-	-	-	-	-	-	-	-	-	-	-	-	-	-	-	-
SOUTHERN ILLINOIS	11/14/16	8		0-0	.000	0-0	.000	0-0	.000	1	1	2	2.0	3	0	4	0	0	0	0.0
UT ARLINGTON	11/18/16	dnp		-	-	-	-	-	-	-	-	-	-	-	-	-	-	-	-	-
at Minnesota	11/22/16	3		0-0	.000	0-0	.000	0-0	.000	0	0	0	1.0	0	0	0	0	0	0	0.0
MOUNT ST. MARY'S	11/28/16	1		0-0	.000	0-0	.000	0-2	.000	0	0	0	0.7	0	0	0	0	0	0	0.0
STEPHEN F. AUSTIN	12/01/16	2		0-0	.000	0-0	.000	0-0	.000	0	1	1	0.8	0	0	0	0	0	0	0.0
AUSTIN PEAY	12/03/16	9		1-2	.500	0-0	.000	0-0	.000	1	0	1	0.8	1	0	0	0	0	2	0.4
HOUSTON	12/06/16	dnp		-	-	-	-	-	-	-	-	-	-	-	-	-	-	-	-	-
Totals		0	23	1-2	.500	0-0	.000	0-2	.000	2	2	4	0.8	4	0	4	0	0	2	0.4

Games played: 5
Minutes/game: 4.6
Points/game: 0.4
FG Pct: 50.0
FT Pct: 0.0

Rebounds/game: 0.8
Turnovers/game: 0.8

» SEASON/CAREER HIGHS »

POINTS

Season: 2 vs. Austin Peay (12/3/16)
Career: 2 vs. Austin Peay (12/3/16)

FIELD GOALS

Season: 1 vs. Austin Peay (12/3/16)
Career: 1 vs. Austin Peay (12/3/16)

FIELD GOALS ATTEMPTED

Season: 2 vs. Austin Peay (12/3/16)
Career: 2 vs. Austin Peay (12/3/16)

3-POINT FIELD GOALS

Season: --
Career: --

3-POINT FG ATTEMPTS

Season: --
Career: --

FREE THROWS MADE

Season: --
Career: --

FREE THROWS ATTEMPTS

Season: 2 vs. Mount St. Mary's (11/28/16)
Career: 2 vs. Mount St. Mary's (11/28/16)

REBOUNDS

Season: 2 vs. Southern Illinois (11/14/16)
Career: 2 vs. Southern Illinois (11/14/16)

ASSISTS

Season:
Career:

STEALS

Season:
Career:

BLOCKS

Season:
Career:

MINUTES

Season: 9 vs. Austin Peay (12/3/16)
Career: 9 vs. Austin Peay (12/3/16)

» CAREER STATISTICS AT ARKANSAS »

			Total		3-Point		F-Throws		Rebounds											Scoring	
Season	gp-gs	min/avg	fg-fga	pct	fg-fga	pct	ft-fa	pct	off	def	tot	avg	pf	fo	ast	to	blk	stl	pts	avg	
2016-17	5-0	23/4.6	1-2	.500	0-0	.000	0-2	.000	2	2	4	0.8	4	0	0	4	0	0	2	0.4	
TOTAL	5-0	23/4.6	1-2	.500	0-0	.000	0-2	.000	2	2	4	0.8	4	0	0	4	0	0	2	0.4	

at **forward**... a **six-eight** redshirt junior... from Texarkana, **Texas**... number **thirteen**...

DUSTIN THOMAS



>> @YehThatsMe_DT13 NEWS & NOTES >>

- Has an assist in four straight games and three-plus helpers in the last two contests.
- Tied a career-high with four assists against Austin Peay.
- Scored nine first-half points against Mount St. Mary's to lead the team at the break.
- Sat out the season due to NCAA four-year transfer rules.
- Averaged 4.0 points and 2.5 rebounds per game over two years at Colorado.
- Scored a career high 17 points and three steals against Southern California his sophomore year.

>> GAME-BY-GAME STATS >>

Opponent	Date	gs	min	Total		3-Pointers		Free throws		Rebounds			pf	a	t/o	blk	stl	pts	avg		
				fg-fga	pct	3fg-fga	pct	ft-fa	pct	off	def	tot								avg	
FORT WAYNE	11/11/16	*	18	4-6	.667	0-0	.000	2-3	.667	1	5	6	6.0	5	0	3	0	10	10.0		
SOUTHERN ILLINOIS	11/14/16	*	18	1-3	.333	0-0	.000	0-0	.000	1	0	1	3.5	1	4	0	1	2	6.0		
UT ARLINGTON	11/18/16	*	28	1-3	.333	0-0	.000	6-8	.750	2	4	6	4.3	4	2	1	2	8	6.7		
at Minnesota	11/22/16	*	12	1-5	.200	0-0	.000	3-4	.750	1	1	2	3.8	4	0	1	0	5	6.3		
MOUNT ST. MARY'S	11/28/16	*	23	6-7	.857	1-1	1.000	0-0	.000	1	4	5	4.0	3	1	0	1	13	7.6		
STEPHEN F. AUSTIN	12/01/16	*	21	4-8	.500	0-0	.000	1-2	.500	2	0	2	3.7	2	1	2	0	9	7.8		
AUSTIN PEAY	12/03/16	*	16	3-6	.500	0-1	.000	1-2	.500	0	3	3	3.6	2	4	1	0	7	7.7		
HOUSTON	12/06/16	*	23	4-7	.571	0-0	.000	3-4	.750	2	3	5	3.8	4	3	1	1	0	11	8.1	
Totals			8	159	24-45	.533	1-2	.500	16-23	.696	10	20	30	3.8	25	15	9	2	4	65	8.1

Games played: 8
Minutes/game: 19.9
Points/game: 8.1
FG Pct: 53.3
3FG Pct: 50.0
FT Pct: 69.6

Rebounds/game: 3.8
Assists/game: 1.9
Turnovers/game: 1.1
Assist/turnover ratio: 1.7
Steals/game: 0.5
Blocks/game: 0.3

>> SEASON/CAREER HIGHS >>

POINTS

Season: 13 vs. Mount St. Mary's (11/28/16)

Career: 17 vs. USC (01/04/15)[^]

FIELD GOALS

Season: 6 vs. Mount St. Mary's (11/28/16)

Career: 6 vs. Mount St. Mary's (11/28/16)

FIELD GOALS ATTEMPTED

Season: 8 vs. Stephen F. Austin (12/1/16)

Career: 8 (2x) last vs. Stephen F. Austin (12/1/16)

3-POINT FIELD GOALS

Season: 1 vs. Mount St. Mary's (11/28/16)

Career: 3 vs. USC (Jan. 4, 2015)[^]

3-POINT FG ATTEMPTS

Season: 1 (2x) last vs. Austin Peay (12/3/16)

Career: 3 (3x) last vs. USC (01/04/15)[^]

FREE THROWS MADE

Season: 6 vs. UT Arlington (11/18/16)

Career: 6 vs. UT Arlington (11/18/16)

FREE THROWS ATTEMPTS

Season: 8 vs. UT Arlington (11/18/16)

Career: 8 (2x) last vs. UT Arlington (11/18/16)

REBOUNDS

Season: 6 (2x) last vs. UT Arlington (11/18/16)

Career: 7 vs. Drexel (11/14/14)[^]

ASSISTS

Season: 4 (2x) last vs. Austin Peay (12/3/16)

Career: 4 (2x) last vs. Southern Illinois (11/14/16)

STEALS

Season: 2 vs. UT Arlington (11/18/16)

Career: 3 vs. USC (01/04/15)[^]

BLOCKS

Season: 1 (2x) last vs. Houston (12/6/16)

Career: 2 (2x) last vs. California (02/12/15)[^]

MINUTES

Season: 28 vs. UT Arlington (11/18/16)

Career: 30 at UCLA (01/31/15)[^]

[^] - at Colorado

>> CAREER STATISTICS AT ARKANSAS >>

			Total		3-Point		F-Throws		Rebounds										Scoring	
Season	gp-gs	min/avg	fg-fga	pct	fg-fga	pct	ft-fa	pct	off	def	tot	avg	pf	fo	ast	to	blk	stl	pts	avg
2016-17	8-8	159/19.9	24-45	.533	1-2	.500	16-23	.696	10	20	30	3.8	25	1	15	9	2	4	65	8.1
TOTAL	8-8	159/19.9	24-45	.533	1-2	.500	16-23	.696	10	20	30	3.8	25	1	15	9	2	4	65	8.1

at guard... a **six-three** senior... from Fayetteville, **Arkansas**... number **twenty-one**...

MANNY WATKINS



» @ManualeWatkins NEWS & NOTES »

- Is third in the country in assist/turnover ratio at 10.0 among players with 15-plus assists.
- His assist-turnover ratio ranks 2nd in the SEC and 3rd among high-major players.
- Has two turnovers in 176 minutes of action.
- Has 9 steals in the last five games.
- After having six double-digit scoring efforts in his first 76 games, he opened the 2016-17 campaign with a 10-point effort against Fort Wayne.
- Son of Associate Head Coach Melvin Watkins.
- Averaged 5.1 points and 3.0 rebounds per game as a junior.

» GAME-BY-GAME STATS »

Opponent	Date	gs	min	Total		3-Pointers		Free throws		Rebounds			pf	a	t/o	blk	sti	pts	avg	
				fg-fga	pct	3fg-fga	pct	ft-fta	pct	off	def	tot								avg
FORT WAYNE	11/11/16		27	5-6	.833	0-0	.000	0-0	.000	0	3	3	3.0	2	2	0	0	10	10.0	
SOUTHERN ILLINOIS	11/14/16		21	2-5	.400	0-0	.000	0-0	.000	2	1	3	3.0	2	4	0	1	4	7.0	
UT ARLINGTON	11/18/16		20	3-5	.600	0-0	.000	1-1	1.000	1	2	3	3.0	0	1	0	1	7	7.0	
at Minnesota	11/22/16		22	2-6	.333	0-0	.000	0-0	.000	2	2	4	3.3	3	1	1	0	3	4	6.3
MOUNT ST. MARY'S	11/28/16	*	22	4-6	.667	0-0	.000	0-0	.000	2	4	6	3.8	0	4	0	2	8	6.6	
STEPHEN F. AUSTIN	12/01/16	*	21	4-7	.571	0-0	.000	0-0	.000	1	6	7	4.3	2	1	1	0	2	8	6.8
AUSTIN PEAY	12/03/16	*	16	1-2	.500	0-0	.000	2-2	1.000	0	1	1	3.9	0	3	0	1	4	6.4	
HOUSTON	12/06/16	*	27	2-6	.333	0-0	.000	2-2	1.000	1	6	7	4.3	1	4	0	1	6	6.4	
Totals			4	176	23-43	.535	0-0	.000	5-5	1.000	9	25	34	4.3	10	20	2	11	51	6.4

Games played: 8
Minutes/game: 22.0
Points/game: 6.4
FG Pct: 53.5
FT Pct: 100.0

Rebounds/game: 4.3
Assists/game: 2.5
Turnovers/game: 0.3
Assist/turnover ratio: 10.0
Steals/game: 1.4

» SEASON/CAREER HIGHS »

POINTS

Season: 10 vs. Fort Wayne (11/11/16)
Career: 14 (2x) last at Wake Forest (12/04/15)

FIELD GOALS

Season: 5 vs. Fort Wayne (11/11/16)
Career: 6 at Wake Forest (12/04/15)

FIELD GOALS ATTEMPTED

Season: 7 vs. Stephen F. Austin (12/1/16)
Career: 10 at Texas A&M (01/02/16)

3-POINT FIELD GOALS

Season: --
Career: --

3-POINT FG ATTEMPTS

Season: --
Career: 2 vs. Iona (11/30/14)

FREE THROWS MADE

Season: 2 vs. Austin Peay (12/3/16)
Career: 4 vs. Charleston Southern (11/20/15)

FREE THROWS ATTEMPTS

Season: 2 vs. Austin Peay (12/3/16)
Career: 4, 6x, last vs. Tennessee (02/06/16)

REBOUNDS

Season: 7 (2x) last vs. Houston (12/6/16)
Career: 9 vs. Northwestern State (12/01/15)

ASSISTS

Season: 4 (3x) last vs. Houston (12/6/16)
Career: 5, 2x, last vs. Northwestern State (12/01/15)

STEALS

Season: 3 at Minnesota (11/22/16)
Career: 5 vs. Wake Forest (11/19/14)

BLOCKS

Season: --
Career: 1, 3x, last vs. Auburn (02/17/16)

MINUTES

Season: 27 (2x) last vs. Houston (12/6/16)
Career: 36 at Dayton (12/30/15)

» CAREER STATISTICS AT ARKANSAS »

Season	gp-gs	min/avg	Total fg-fga	pct	3-Point fg-fga	pct	F-Throws ft-fa	pct	Rebounds off def tot	avg	pf	fo	ast	to	blk	sti	Scoring pts	avg
2013-14	8-0	27/3.4	2-3	.667	0-0	.000	1-2	.500	1	3	4	0.5	2	0	1	2	5	0.6
2014-15	36-0	502/13.9	38-68	.559	0-7	.000	17-24	.708	17	56	73	2.0	54	0	39	28	93	2.6
2015-16	32-9	629/19.7	69-145	.476	0-1	.000	25-46	.543	29	67	96	3.0	55	1	66	24	163	5.1
2016-17	8-4	176/22.0	23-43	.535	0-0	.000	5-5	1.000	9	25	34	4.3	10	0	20	2	51	6.4
TOTAL	84-13	1334/15.9	132-259	.510	0-8	.000	48-77	.623	56	151	207	2.5	121	1	126	56	312	3.7

at guard... a **six-five** freshman... from Birmingham, **Alabama**... number **twenty-three**...

C.J. JONES



» @CJ_Jones2 NEWS & NOTES »

- Is second on the team with 21.2 points per 40 minutes, only behind Dusty Hannahs.
- Hit a career-high three 3-pointers against Austin Peay, tying a career-high with 11 points. Also swatted three shots in the 99-62 victory.
- Saw his first action in the Southern Illinois game, scoring 11 points on 2-of-4 shooting from behind the arc, 3-of-5 from the field.
- His first two baskets as a Razorback were a wide open 3-pointer 33 seconds after subbing in, followed by an alley-oop dunk from Anton Beard shortly after.
- Sat out the season opener due to an injury (sprained knee).
- Ranked as the No. 6 player in the state of Alabama.
- Led his high school team in scoring his final two seasons.
- Averaged 28 points, 6 rebounds, 4 assists and 3 steals per game as a senior.

» GAME-BY-GAME STATS »

Opponent	Date	gs	min	Total		3-Pointers		Free throws		Rebounds				pf	a	t/o	blk	stl	pts	avg
				fg-fga	pct	3fg-fga	pct	ft-fga	pct	off	def	tot	avg							
FORT WAYNE	11/11/16	dnp		-	-	-	-	-	-	-	-	-	-	-	-	-	-	-	-	-
SOUTHERN ILLINOIS	11/14/16	17		3-5	.600	2-4	.500	3-3	1.000	0	2	2	2.0	2	0	0	0	0	11	11.0
UT ARLINGTON	11/18/16	dnp		-	-	-	-	-	-	-	-	-	-	-	-	-	-	-	-	-
at Minnesota	11/22/16	4		0-0	.000	0-0	.000	0-0	.000	0	0	0	1.0	1	0	1	0	0	0	5.5
MOUNT ST. MARY'S	11/28/16	14		1-4	.250	1-3	.333	2-2	1.000	0	1	1	1.0	1	1	1	0	0	5	5.3
STEPHEN F. AUSTIN	12/01/16	11		2-5	.400	2-2	1.000	0-0	.000	0	1	1	1.0	1	1	1	1	0	6	5.5
AUSTIN PEAY	12/03/16	15		4-6	.667	3-4	.750	0-0	.000	0	0	0	0.8	2	2	0	3	0	11	6.6
HOUSTON	12/06/16	7		1-2	.500	1-2	.500	0-0	.000	0	2	2	1.0	1	1	0	0	0	3	6.0
Totals		0	68	11-22	.500	9-15	.600	5-5	1.000	0	6	6	1.0	8	5	3	4	0	36	6.0

Games played: 6
Minutes/game: 11.3
Points/game: 6.0
FG Pct: 50.0
3FG Pct: 60.0
FT Pct: 100.0

Rebounds/game: 1.0
Assists/game: 0.8
Turnovers/game: 0.5
Assist/turnover ratio: 1.7
Blocks/game: 0.7

» SEASON/CAREER HIGHS »

POINTS

Season: 11 (2x) last vs. Austin Peay (12/3/16)
Career: 11 (2x) last vs. Austin Peay (12/3/16)

FIELD GOALS

Season: 4 vs. Austin Peay (12/3/16)
Career: 4 vs. Austin Peay (12/3/16)

FIELD GOALS ATTEMPTED

Season: 6 vs. Austin Peay (12/3/16)
Career: 6 vs. Austin Peay (12/3/16)

3-POINT FIELD GOALS

Season: 3 vs. Austin Peay (12/3/16)
Career: 3 vs. Austin Peay (12/3/16)

3-POINT FG ATTEMPTS

Season: 4 (2x) last vs. Austin Peay (12/3/16)
Career: 4 (2x) last vs. Austin Peay (12/3/16)

FREE THROWS MADE

Season: 3 vs. Southern Illinois (11/14/16)
Career: 3 vs. Southern Illinois (11/14/16)

FREE THROWS ATTEMPTS

Season: 3 vs. Southern Illinois (11/14/16)
Career: 3 vs. Southern Illinois (11/14/16)

REBOUNDS

Season: 2 (2x) last vs. Houston (12/6/16)
Career: 2 (2x) last vs. Houston (12/6/16)

ASSISTS

Season: 2 vs. Austin Peay (12/3/16)
Career: 2 vs. Austin Peay (12/3/16)

STEALS

Season: --
Career: --

BLOCKS

Season: 3 vs. Austin Peay (12/3/16)
Career: 3 vs. Austin Peay (12/3/16)

MINUTES

Season: 17 vs. Southern Illinois (11/14/16)
Career: 17 vs. Southern Illinois (11/14/16)

» CAREER STATISTICS AT ARKANSAS »

			Total		3-Point		F-Throws		Rebounds											Scoring	
Season	gp-gs	min/avg	fg-fga	pct	fg-fga	pct	ft-fga	pct	off	def	tot	avg	pf	fo	ast	to	blk	stl	pts	avg	
2016-17	6-0	68/11.3	11-22	.500	9-15	.600	5-5	1.000	0	6	6	1.0	8	0	5	3	4	0	36	6.0	
TOTAL	6-0	68/11.3	11-22	.500	9-15	.600	5-5	1.000	0	6	6	1.0	8	0	5	3	4	0	36	6.0	

at guard... a **six-foot** junior... from North Little Rock, **Arkansas**... number **thirty one**...

ANTON BEARD



» @AntonBeard31 NEWS & NOTES »

- Has taken three of the team's nine charges this season.
- Has 24 assists and only 7 turnovers to start the year.
- Is third in the SEC in assist/turnover ratio at 3.4.
- Has brought down multiple rebounds in six straight games and three or more rebounds in five straight.
- Has an offensive board in seven straight games.
- Scored 12 points in the second half against UT Arlington.
- Recorded a career-high six assists in the victory over Southern Illinois.
- Five of his seven double-digit efforts last season came against SEC opponents.
- Scored a career high 18 points at Georgia (1/23/16) last season on 5 of 9 shooting from the field.

» GAME-BY-GAME STATS »

Opponent	Date	gs	min	Total		3-Pointers		Free throws		Rebounds				pf	a	t/o	blk	stl	pts	avg
				fg-fga	pct	3fg-fga	pct	ft-fa	pct	off	def	tot	avg							
FORT WAYNE	11/11/16		16	4-6	.667	2-3	.667	2-3	.667	0	1	1	1.0	4	3	0	0	2	12	12.0
SOUTHERN ILLINOIS	11/14/16		17	2-6	.333	1-4	.250	0-0	.000	1	0	1	1.0	1	6	1	0	1	5	8.5
UT ARLINGTON	11/18/16		18	4-8	.500	2-3	.667	2-2	1.000	1	5	6	2.7	2	2	0	0	0	12	9.7
at Minnesota	11/22/16		20	2-6	.333	0-1	.000	0-0	.000	5	0	5	3.3	1	2	1	0	0	4	8.3
MOUNT ST. MARY'S	11/28/16	*	23	4-8	.500	2-3	.667	1-2	.500	3	1	4	3.4	0	3	1	0	0	11	8.8
STEPHEN F. AUSTIN	12/01/16	*	23	2-5	.400	0-2	.000	5-6	.833	1	2	3	3.3	3	3	2	0	4	9	8.8
AUSTIN PEAY	12/03/16		17	2-9	.222	1-4	.250	2-2	1.000	2	2	4	3.4	2	4	1	0	1	7	8.6
HOUSTON	12/06/16		24	3-6	.500	0-2	.000	3-5	.600	1	1	2	3.3	2	1	1	0	2	9	8.6
Totals		2	158	23-54	.426	8-22	.364	15-20	.750	14	12	26	3.3	15	24	7	0	10	69	8.6

Games played: 8
Minutes/game: 19.8
Points/game: 8.6
FG Pct: 42.6
3FG Pct: 36.4
FT Pct: 75.0

Rebounds/game: 3.3
Assists/game: 3.0
Turnovers/game: 0.9
Assist/turnover ratio: 3.4
Steals/game: 1.3

» SEASON/CAREER HIGHS »

POINTS

Season: 12 (2x) last vs. UT Arlington (11/18/16)
Career: 18 at Georgia (Jan. 23, 2016)

FIELD GOALS

Season: 4 (3x) last vs. Mount St. Mary's (11/28/16)
Career: 5, 4x, last at Missouri (Jan. 12, 2016)

FIELD GOALS ATTEMPTED

Season: 9 vs. Austin Peay (12/3/16)
Career: 13 at Dayton (Dec. 30, 2015)

3-POINT FIELD GOALS

Season: 2 (3x) last vs. Mount St. Mary's (11/28/16)
Career: 4 at Ole Miss (Feb. 14, 2015)

3-POINT FG ATTEMPTS

Season: 4 (2x) last vs. Austin Peay (12/3/16)
Career: 7 at Dayton (Dec. 30, 2015)

FREE THROWS MADE

Season: 5 vs. Stephen F. Austin (12/1/16)
Career: 7 at Georgia (Jan. 23, 2016)

FREE THROWS ATTEMPTS

Season: 6 vs. Stephen F. Austin (12/1/16)
Career: 9 at Georgia (Jan. 23, 2016)

REBOUNDS

Season: 6 vs. UT Arlington (11/18/16)
Career: 7 vs. Delaware State (Nov. 21, 2015)

ASSISTS

Season: 6 vs. Southern Illinois (11/14/16)
Career: 5, 4x, last at Dayton (Dec. 30, 2015)

STEALS

Season: 4 vs. Stephen F. Austin (12/1/16)
Career: 5 vs. Milwaukee (Dec. 22, 2014)

BLOCKS

Season: --
Career: 1 at Missouri (Jan. 12, 2016)

MINUTES

Season: 24 vs. Houston (12/6/16)
Career: 33 vs. Tennessee (3/13/15)

» CAREER STATISTICS AT ARKANSAS »

			Total		3-Point		F-Throws		Rebounds											Scoring	
Season	gp-gs	min/avg	fg-fga	pct	fg-fga	pct	ft-fla	pct	off	def	tot	avg	pf	fo	ast	to	blk	stl	pts	avg	
2014-15	35-16	662/18.9	66-172	.384	31-88	.352	35-55	.636	31	36	67	1.9	84	4	53	32	0	35	198	5.7	
2015-16	23-1	481/20.9	57-164	.348	19-66	.288	27-42	.643	13	40	53	2.3	53	2	41	17	2	24	160	7.0	
2016-17	8-2	158/19.8	23-54	.426	8-22	.364	15-20	.750	14	12	26	3.3	15	0	24	7	0	10	69	8.6	
TOTAL	66-19	1301/19.7	146-390	.374	58-176	.330	77-117	.658	58	88	146	2.2	152	6	118	56	2	69	427	6.5	

at forward... a **six-ten** senior... from Abuja, **Nigeria**... number **thirty-three**...

MOSES KINGSLEY



» @KingMoses_ NEWS & NOTES »

- Leads the SEC and ranks T-12th in the country with 3.1 blocks per game.
- Has more blocks than 133 of the 351 Division I college basketball teams in the nation.
- Is currently the SEC's active leader in double-doubles with 18.
- Third on the team in scoring at 10.9 points per game.
- Is one of 8 players in program history to reach 800 points, 500 rebounds and 100 blocks.
- Finished one rebound, one point and three blocks away from his first triple-double in the season opener.
- Preseason SEC Player of the Year (Media). Third in school history (Ronnie Brewer/Joe Johnson).
- Preseason first team All-SEC (Coaches).
- On watch lists for the Wooden Award, Naismith Trophy, Kareem Abdul-Jabbar Award and Lute Olson Award.

» GAME-BY-GAME STATS »

Opponent	Date	gs	min	Total		3-Pointers		Free throws		Rebounds				pf	a	t/o	blk	stl	pts	avg	
				fg-fga	pct	3fg-fga	pct	ft-fa	pct	off	def	tot	avg								
FORT WAYNE	11/11/16	*	28	4-9	.444	0-0	.000	1-2	.500	3	6	9	9.0	4	3	0	7	1	9	9.0	
SOUTHERN ILLINOIS	11/14/16	*	22	4-10	.400	0-1	.000	7-7	1.000	1	6	7	8.0	1	0	1	5	1	15	12.0	
UT ARLINGTON	11/18/16	*	30	2-5	.400	0-0	.000	1-2	.500	1	2	3	6.3	4	1	3	4	1	5	9.7	
at Minnesota	11/22/16	*	27	3-8	.375	0-0	.000	4-5	.800	2	8	10	7.3	5	0	2	3	1	10	9.8	
MOUNT ST. MARY'S	11/28/16	*	26	3-8	.375	0-0	.000	3-6	.500	5	8	13	8.4	3	4	3	1	0	9	9.6	
STEPHEN F. AUSTIN	12/01/16	*	29	4-5	.800	0-0	.000	4-5	.800	1	5	6	8.0	2	2	1	0	2	12	10.0	
AUSTIN PEAY	12/03/16	*	22	4-7	.571	1-1	1.000	4-4	1.000	3	4	7	7.9	3	5	4	3	0	13	10.4	
HOUSTON	12/06/16	*	27	6-9	.667	0-0	.000	2-3	.667	4	5	9	8.0	2	1	3	2	1	14	10.9	
Totals			8	211	30-61	.492	1-2	.500	26-34	.765	20	44	64	8.0	24	16	17	25	7	87	10.9

Games played: 8
Minutes/game: 26.4
Points/game: 10.9
FG Pct: 49.2
3FG Pct: 50.0
FT Pct: 76.5

Rebounds/game: 8.0
Assists/game: 2.0
Turnovers/game: 2.1
Assist/turnover ratio: 0.9
Steals/game: 0.9
Blocks/game: 3.1

» SEASON/CAREER HIGHS »

POINTS

Season: 15 vs. Southern Illinois (11/14/16)
Career: 26 at Dayton (Dec. 30, 2015)

FIELD GOALS

Season: 6 vs. Houston (12/6/16)
Career: 11 vs. North Florida (Dec. 22, 2015)

FIELD GOALS ATTEMPTED

Season: 10 vs. Southern Illinois (11/14/16)
Career: 17, 2x, last vs. Vanderbilt (Jan. 5, 2016)

3-POINT FIELD GOALS

Season: 1 vs. Austin Peay (12/3/16)
Career: 1 (2x) last vs. Austin Peay (12/3/16)

3-POINT FG ATTEMPTS

Season: 1 vs. Austin Peay (12/3/16)
Career: 1 (3x) last vs. Austin Peay (12/3/16)

FREE THROWS MADE

Season: 7 vs. Southern Illinois (11/14/16)
Career: 9 vs. LSU (Feb. 23, 2016)

FREE THROWS ATTEMPTS

Season: 7 vs. Southern Illinois (11/14/16)
Career: 14 vs. Auburn (Feb. 17, 2016)

REBOUNDS

Season: 13 vs. Mount St. Mary's (11/28/16)
Career: 14 (2x) last vs. Florida (March 10, 2016)

ASSISTS

Season: 5 vs. Austin Peay (12/3/16)
Career: 5 vs. Austin Peay (12/3/16)

STEALS

Season: 2 vs. Stephen F. Austin (12/1/16)
Career: 4, 2x, last vs. Auburn (Feb. 17, 2016)

BLOCKS

Season: 7 vs. Fort Wayne (11/11/16)
Career: 8 vs. Tennessee Tech (Dec. 12, 2015)

MINUTES

Season: 30 vs. UT Arlington (11/18/16)
Career: 40 at Dayton (Dec. 30, 2015)

» CAREER STATISTICS AT ARKANSAS »

			Total		3-Point		F-Throws		Rebounds										Scoring	
Season	gp-gs	min/avg	fg-fga	pct	fg-fga	pct	ft-fa	pct	off	def	tot	avg	pf	fo	ast	to	blk	stl	pts	avg
2013-14	32-0	368/11.5	43-81	.531	1-2	.500	41-63	.651	39	63	102	3.2	41	0	7	14	49	14	128	4.0
2014-15	36-4	391/10.9	49-101	.485	0-0	.000	33-53	.623	45	45	90	2.5	56	0	11	23	38	15	131	3.6
2015-16	32-31	945/29.5	183-334	.548	0-0	.000	142-223	.637	103	196	299	9.3	94	4	39	65	76	36	508	15.9
2016-17	8-8	211/26.4	30-61	.492	1-2	.500	26-34	.765	20	44	64	8.0	24	1	16	17	25	7	87	10.9
TOTAL	108-43	1915/17.7	305-577	.529	2-4	.500	242-373	.649	207	348	555	5.1	215	5	73	119	188	72	854	7.9

GAME 1

Arkansas vs Fort Wayne

Nov. 11, 2016 at 7 p.m. at Fayetteville, Ark. (Bud Walton Arena)

Fort Wayne 83 • 0-1

#	Player	Total		3-Ptr		Rebounds			PF	TP	A TO Blk Stl					Min
		FG-FGA	FG-FGA	FT-FTA	Off Def Tot	PF	TP	A TO Blk Stl								
02	Stewart,Deangelo	f	1-9	1-6	0-0	2 2 4	3	3	0 1 0 1	22						
45	Calhoun,Brent	c	1-7	0-0	2-2	2 4 6	3	4	0 1 0 0	25						
00	Evans,Mo	g	5-10	1-4	2-2	0 1 1	2	13	3 4 0 1	25						
01	Scott,Bryson	g	2-10	2-7	7-14	2 4 6	4	13	3 5 0 1	27						
55	Konchar,John	g	4-8	1-1	8-10	5 7 12	2	17	4 1 1 2	37						
05	Charles Ruise Jr		0-4	0-3	0-1	1 0 1	1	0	0 0 0 0	12						
13	Levitich,Jax		0-0	0-0	0-0	0 1 1	0	0	0 0 0 0	2						
22	Taylor,Xzavier		5-8	0-0	2-5	3 0 3	4	12	0 0 0 0	15						
32	Harrell,Kason		4-7	3-6	3-4	1 2 3	1	4	1 0 1 0	25						
34	Talla,Racine		3-6	1-1	0-2	3 0 3	1	7	1 0 0 0	10						
Team					2 3 5											
Totals			25-69	9-28	24-40	21 24 45	24	83	12 12 2 5	200						

FG % 1st Half: 15-37 40.5% 2nd half: 10-32 31.3% Game: 25-69 36.2% Deadball Rebounds 8,3
 3FG % 1st Half: 6-18 33.3% 2nd half: 3-10 30.0% Game: 9-28 32.1%
 FT % 1st Half: 9-18 50.0% 2nd half: 15-22 68.2% Game: 24-40 60.0%

Arkansas 92 • 1-0

#	Player	Total		3-Ptr		Rebounds			PF	TP	A TO Blk Stl					Min
		FG-FGA	FG-FGA	FT-FTA	Off Def Tot	PF	TP	A TO Blk Stl								
13	Thomas, Dustin	f	4-6	0-0	2-3	1 5 6	5	10	0 3 0 0	18						
33	Kingsley, Moses	f	4-9	0-0	1-2	3 6 9	4	9	3 0 7 1	28						
00	Barford, Jaylen	g	4-9	1-1	1-2	1 4 5	3	10	4 2 0 1	27						
03	Hannahs, Dusty	g	7-17	1-6	8-10	1 0 1	1	23	2 1 0 1	30						
04	Macon, Daryl	g	5-11	2-6	1-2	2 5 7	3	13	5 4 0 4	33						
01	Thompson, Trey		2-2	0-0	1-2	0 4 4	3	5	1 0 2 0	13						
02	Bailey, Adrio		0-0	0-0	0-0	0 1 1	1	0	0 1 0 0	3						
05	Cook, Arlando		0-0	0-0	0-0	0 0 0	3	0	0 2 0 0	5						
21	Watkins, Manuale		5-6	0-0	0-0	0 3 3	2	10	2 0 0 0	27						
31	Beard, Anton		4-6	2-3	2-3	0 1 1	4	12	3 0 0 2	16						
Team					2 0 2											
Totals			35-66	6-16	16-24	10 29 39	29	92	20 13 9 9	200						

FG % 1st Half: 18-30 60.0% 2nd half: 17-36 47.2% Game: 35-66 53.0% Deadball Rebounds 2,2
 3FG % 1st Half: 5-8 62.5% 2nd half: 1-8 12.5% Game: 6-16 37.5%
 FT % 1st Half: 10-13 76.9% 2nd half: 6-11 54.5% Game: 16-24 66.7%

Officials: Mike Nance, Brian Shey, Rob Rorke
 Technical fouls: Fort Wayne-None. Arkansas-None.
 Attendance: 13787
 Estimated Actual Attendance: 7,504
 Fouled out: Arkansas #13, Thomas (1:35)

Score by periods	1st	2nd	Total
Fort Wayne	45	38	83
Arkansas	51	41	92

Last FG - FW 2nd-00:33, AR 2nd-01:00.
 Largest lead - FW by 6 1st-08:06, AR by 15 2nd-02:42.
 FW led for 07:16. AR led for 31:22. Game was tied for 00:52.

Score tied - 4 times.
 Lead changed - 4 times.

GAME 3

Arkansas vs UT Arlington

Nov. 18, 2016 at 7 p.m. at Fayetteville, Ark. (Bud Walton Arena)

UT Arlington 67 • 1-3

#	Player	Total		3-Ptr		Rebounds			PF	TP	A TO Blk Stl					Min
		FG-FGA	FG-FGA	FT-FTA	Off Def Tot	PF	TP	A TO Blk Stl								
34	Pope,Faith	f	1-5	0-1	3-4	2 3 5	3	5	0 0 1 2	13						
45	Bilbao,Jorge	f	1-4	0-0	2-2	6 3 9	3	4	0 2 0 0	28						
01	Neal,Erick	g	5-10	2-5	3-4	1 2 3	2	15	3 4 0 2	29						
04	Charles,Drew	g	4-6	3-5	0-0	0 1 1	1	11	2 2 0 0	26						
10	Jones,Jalen	g	3-10	3-6	1-2	2 1 3	4	10	2 1 0 0	26						
02	Bryant,DJ		1-2	0-1	0-0	0 0 0	2	2	2 1 0 1	11						
03	Hawkins,Nathan		1-2	0-1	0-0	0 1 1	3	2	0 1 1 0	14						
05	Wilson,Kaelon		3-8	2-5	0-0	0 2 2	1	8	2 3 1 1	22						
13	Kiris,Erkam		0-0	0-0	0-0	0 1 1	0	0	0 0 0 0	2						
20	Harris,Julian		1-3	0-0	0-0	1 1 2	1	2	0 0 0 0	6						
22	Kabadyundi,Link		0-1	0-0	0-0	0 0 0	1	0	0 0 0 0	5						
25	Hervy,Kevin		3-8	2-5	0-0	0 3 3	4	8	1 3 0 0	18						
Team					2 2 4											
Totals			23-59	12-29	9-12	14 20 34	25	67	12 18 3 6	200						

FG % 1st Half: 15-31 48.4% 2nd half: 8-28 28.6% Game: 23-59 39.0% Deadball Rebounds 2,1
 3FG % 1st Half: 8-15 53.3% 2nd half: 4-14 28.6% Game: 12-29 41.4%
 FT % 1st Half: 5-6 83.3% 2nd half: 4-6 66.7% Game: 9-12 75.0%

Arkansas 71 • 3-0

#	Player	Total		3-Ptr		Rebounds			PF	TP	A TO Blk Stl					Min
		FG-FGA	FG-FGA	FT-FTA	Off Def Tot	PF	TP	A TO Blk Stl								
13	Thomas, Dustin	f	1-3	0-0	6-8	2 4 6	4	8	2 1 1 2	28						
33	Kingsley, Moses	c	2-5	0-0	1-2	1 2 3	4	5	1 3 4 1	30						
00	Barford, Jaylen	g	6-12	1-2	4-6	3 3 6	1	17	2 6 0 3	31						
03	Hannahs, Dusty	g	2-10	2-7	5-6	1 0 1	1	11	2 0 0 1	27						
04	Macon, Daryl	g	2-6	0-3	3-4	0 2 2	4	7	0 1 0 2	26						
01	Thompson, Trey		1-2	0-0	1-1	3 1 4	2	3	0 2 0 0	7						
05	Cook, Arlando		0-2	0-0	1-2	1 0 1	0	1	0 1 1 1	13						
21	Watkins, Manuale		3-5	0-0	1-1	1 2 3	0	7	1 0 0 1	20						
31	Beard, Anton		4-8	2-3	2-2	1 5 6	2	12	2 0 0 0	18						
Team					1 2 3											
Totals			21-53	5-15	24-32	14 21 35	18	71	10 14 6 11	200						

FG % 1st Half: 9-29 31.0% 2nd half: 12-24 50.0% Game: 21-53 39.6% Deadball Rebounds 5,2
 3FG % 1st Half: 2-9 22.2% 2nd half: 3-6 50.0% Game: 5-15 33.3%
 FT % 1st Half: 12-15 80.0% 2nd half: 12-17 70.6% Game: 24-32 75.0%

Officials: Olandis Poole, Rusty Phillips, Garrick Shannon
 Technical fouls: UT Arlington-None. Arkansas-None.
 Attendance: 13587
 Estimated Actual Attendance: 6623

Score by periods	1st	2nd	Total
UT Arlington	43	24	67
Arkansas	32	39	71

Last FG - UTA 2nd-00:41, AR 2nd-00:58.
 Largest lead - UTA by 17 1st-12:37, AR by 7 2nd-10:36.
 UTA led for 26:34. AR led for 11:37. Game was tied for 01:49.

Score tied - 3 times.
 Lead changed - 1 time.

GAME 2

Arkansas vs Southern Illinois

Nov. 14, 2016 at 7 p.m. at Fayetteville, Ark. (Bud Walton Arena)

Southern Illinois 65 • 0-2

#	Player	Total		3-Ptr		Rebounds			PF	TP	A TO Blk Stl					Min
		FG-FGA	FG-FGA	FT-FTA	Off Def Tot	PF	TP	A TO Blk Stl								
33	O'Brien,Sean	f	3-8	0-1	0-0	0 2 2	4	6	0 4 0 0	21						
40	Boi,Thik	f	3-9	0-0	3-4	4 8 12	1	9	1 2 1 1	28						
01	Rodriguez,Mike	g	0-7	0-2	4-6	1 1 2	1	4	4 1 0 1	25						
05	Vincent,Leo	g	3-8	2-5	2-2	0 4 4	3	10	1 1 0 0	31						
22	Fletcher,Armon	g	5-7	3-4	0-0	2 3 5	3	13	1 3 0 3	32						
00	Wiley,Jonathan		1-4	0-1	0-0	0 2 2	1	2	0 3 0 0	9						
10	Cook,Aaron		1-2	0-1	4-4	0 0 0	0	6	3 1 0 2	18						
13	Lloyd,Sean		4-9	1-3	1-2	0 1 1	2	10	0 0 0 1	15						
15	Weihert,Austin		1-2	0-1	1-2	0 0 0	1	3	0 2 0 0	11						
24	Stradnieks,Rudy		1-4	0-0	0-0	3 0 3	0	2	0 0 0 1	10						
Team					2 1 3											
Totals			22-60	6-18	15-20	12 22 34	16	65	10 17 1 9	200						

FG % 1st Half: 8-33 24.2% 2nd half: 14-27 51.9% Game: 22-60 36.7% Deadball Rebounds 3
 3FG % 1st Half: 3-10 30.0% 2nd half: 3-8 37.5% Game: 6-18 33.3%
 FT % 1st Half: 6-8 75.0% 2nd half: 9-12 75.0% Game: 15-20 75.0%

Arkansas 90 • 2-0

#	Player		Total		3-Ptr		Rebounds			PF	TP					Min
			FG-FGA	FG-FGA	FT-FTA	Off	Def	Tot	A			TO	Blk	Stl		
13	Thomas, Dustin	f	1-3	0-0	0-0	1	0	1	1	2	4	0	0	0	1	18
33	Kingsley, Moses	f	4-10	0-1	7-7	1	6	7	1	15	0	1	5	1	0	22
00	Barford, Jaylen	g	4-7	1-2	0-2	0	2	2	2	9	2	2	0	0	0	22
03	Hannahs, Dusty	g	5-7	5-6	4-4	1	4	5	2	19	1	1	0	0	0	20
04	Macon, Daryl	g	4-6	4-6	0-0	0	2	2	2	12	5	0	1	1	0	20
01	Thompson, Trey		1-3	0-0	2-2	1	3	4	3	4	1	1	0	1	0	15
02	Bailey, Adrio		0-1	0-0	0-2	1	0	1	1	0	0	3	0	0	0	7
05	Cook, Arlando		4-8	0-0	1-1	0	2	2	0	9	0	1	1	1	1	13
12	Hazen, Brachen		0-0	0-0	0-0	1	1	2	3	0	0	4	0	0	0	8
21	Watkins, Manuale		2-5	0-0	0-0	2	1	3	2	4	0	4	0	0	1	21
23	Jones, CJ		3-5	2-4	3-3	0	2	2	2	11	0	0	0	0	0	17
31	Beard, Anton		2-6	1-4	0-0	1	0	1	1	5	6	1	0	1	1	17

GAME 5 Arkansas vs Mount St. Mary's Nov. 28, 2016 at 7 p.m. at Fayetteville, Ark. (Bud Walton Arena)

Mount St. Mary's 76 • 1-7

#	Player	Total		3-Ptr		Rebounds			PF	TP	A	TO	Blk	Stl	Min
		FG-FGA	FG-FGA	FT-FTA	Off	Def	Tot								
05	Wray,Chris	f	3-5	0-0	1-4	1	3	4	1	7	1	0	0	1	30
01	Sallah,Mawdo	c	4-5	0-0	0-0	2	3	5	4	8	1	0	1	0	22
00	Robinson,Junior	g	2-8	2-5	1-2	0	0	0	4	7	3	3	1	0	37
23	Alexander,Greg	g	5-11	2-8	0-0	2	2	4	1	12	0	1	0	1	28
55	Long,Elijah	g	6-17	2-4	10-10	0	7	7	3	24	7	5	0	0	36
04	Nwandu,Khalid		0-0	0-0	0-0	0	1	1	1	0	0	0	0	0	4
10	Wilson,Miles		1-1	1-1	0-0	0	1	1	4	3	1	1	0	0	15
11	Miller,Will		3-10	3-10	0-0	0	3	3	2	9	0	0	0	0	16
12	Glover,Charles		2-3	0-1	0-0	0	0	0	0	4	0	0	0	0	6
20	Gurdon,Sean		0-0	0-0	0-0	0	0	0	0	0	1	0	0	0	1
21	Miller,Randy		0-0	0-0	0-0	0	0	0	0	0	1	1	0	1	3
25	Thurstun,Bryce		0-0	0-0	0-0	0	1	1	0	0	0	0	0	0	1
54	Gomes,Ryan		1-1	0-0	0-0	0	0	0	1	2	0	0	0	0	1
Team						2	2	4							
Totals			27-61	10-29	12-16	7	23	30	21	76	15	11	2	3	200
FG % 1st Half: 15-30		50.0%	2nd half: 12-31		38.7%	Game: 27-61		44.3%	Deadball						
3FG % 1st Half: 4-11		36.4%	2nd half: 6-18		33.3%	Game: 10-29		34.5%							
FT % 1st Half: 3-3		100.0	2nd half: 9-13		69.2%	Game: 12-16		75.0%							Rebounds 3,1

Arkansas 89 • 4-1

#	Player		Total		3-Ptr		Rebounds			PF	TP	A TO Blk Stl				Min
			FG-FGA	FG-FGA	FT-FTA	FT-FTA	Off	Def	Tot			A	TO	Blk	Stl	
13	Thomas, Dustin	f	6-7	1-1	0-0	1	4	5	3	13	1	0	0	1	23	
33	Kingsley, Moses	f	3-8	0-0	3-6	5	8	13	3	9	4	3	1	0	26	
03	Hannahs, Dusty	g	4-14	0-5	4-4	1	1	2	1	12	1	1	0	1	20	
21	Watkins, Manuale	g	4-6	0-0	0-0	2	4	6	0	8	4	0	0	2	22	
31	Beard, Anton	g	4-8	2-3	1-2	3	1	4	0	11	3	1	0	0	23	
00	Barford, Jaylen		5-8	2-4	1-1	0	1	1	2	13	1	0	0	2	23	
01	Thompson, Trey		0-1	0-0	0-0	1	4	5	3	0	1	0	0	1	13	
02	Bailey, Adrio		0-0	0-0	0-0	0	0	0	0	0	1	0	0	1	4	
04	Macon, Daryl		4-7	2-3	5-6	0	0	0	3	15	2	1	0	0	18	
05	Cook, Arlando		1-4	0-0	1-2	0	2	2	1	3	1	0	0	0	13	
12	Hazen, Brachen		0-0	0-0	0-2	0	0	0	0	0	0	0	0	0	1	
23	Jones, CJ		1-4	1-3	2-2	0	1	1	1	5	1	1	0	0	14	
Team						1	1	2								
Totals			32-67	8-19	17-25	14	27	41	17	89	20	7	1	8	200	
FG % 1st Half: 19-37			51.4%	2nd half: 13-30		43.3%	Game: 32-67		47.8%	Deadball						
3FG % 1st Half: 5-9			55.6%	2nd half: 3-10		30.0%	Game: 8-19		42.1%	Rebounds						
FT % 1st Half: 2-4			50.0%	2nd half: 15-21		71.4%	Game: 17-25		68.0%	5,1						

Officials: Mike Nance, Keith Kimble, Todd Austin
 Technical fouls: Mount St. Mary's-None. Arkansas-None.
 Attendance: 13321
 Estimated Actual Attendance: 4,256

Score by periods	1st	2nd	Total		In	Off	2nd	Fast	
Mount St. Mary's	37	39	76	Points	Paint	T/O	Chance	Break	Bench
Arkansas	45	44	89	MOUNT	34	10	6	9	18
				AR	48	18	13	21	36

Last FG - MOUNT 2nd-00:18, AR 2nd-01:54.
 Largest lead - MOUNT by 4 1st-18:27, AR by 21 2nd-06:41.
 MOUNT led for 03:05, AR led for 35:10. Game was tied for 01:45.

Score tied - 1 time.
 Lead changed - 3 times.

GAME 7 Arkansas vs Austin Peay Dec. 3, 2016 at 7 p.m. at Fayetteville, Ark. (Bud Walton Arena)

Austin Peay 62 • 4-4

#	Player		Total		3-Ptr		Rebounds			PF	TP	A TO Blk Stl				Min
			FG-FGA	FG-FGA	FT-FTA	Off	Def	Tot	Off			Def	Tot			
03	Porter-Bunton,Chris	f	1-5	0-1	2-4	2	1	3	3	4	2	2	0	0	0	16
42	Jones,Kenny	f	4-10	0-0	0-1	4	1	5	2	8	1	1	0	1	0	26
02	Savage,Jared	g	2-7	2-5	0-0	2	2	4	2	6	0	0	1	0	0	38
04	Robinson,Josh	g	3-14	0-5	3-3	0	3	3	1	9	5	4	0	0	0	38
32	Murry,John	g	9-16	2-3	3-4	3	0	3	0	23	2	3	0	0	0	33
01	Diop,Assane		4-5	0-0	1-1	1	2	3	2	9	0	1	1	0	0	18
10	Ivory,Tre'		0-1	0-0	0-0	0	0	0	0	0	0	0	0	0	0	2
23	Harris,Steve		1-1	0-0	0-0	0	1	1	0	2	0	0	0	0	0	2
24	Dobbs,Jartavious		0-0	0-0	0-0	1	2	3	0	0	0	0	0	0	0	2
25	Clayton,Dre'Kalo		0-4	0-1	1-2	0	3	3	1	1	0	1	1	0	0	18
45	Glotta,Zach		0-2	0-2	0-0	1	0	1	0	0	0	1	0	0	0	7
Team						1	1	2								
Totals				24-65	4-17	10-15	15	16	31	11	62	10	13	3	1	200
FG % 1st Half: 12-30			40.0%	2nd half: 12-35			34.3%	Game: 24-65			36.9%	Deadball				
3FG % 1st Half: 2-8			25.0%	2nd half: 2-9			22.2%	Game: 4-17			23.5%	Rebounds				
FT % 1st Half: 5-8			62.5%	2nd half: 5-7			71.4%	Game: 10-15			66.7%	2,1				

Arkansas 99 • 6-1




















#	Player		Total		3-Ptr		Rebounds			PF	TP	A TO Blk Stl				Min		
			FG-FGA	FG-FGA	FT-FTA	Off	Def	Tot	A			TO	Blk	Stl				
13	Thomas, Dustin	f	3-6	0-1	1-2	0	3	3	2	7	4	1	0	0	16			
33	Kingsley, Moses	f	4-7	1-1	4-4	3	4	7	3	13	5	4	3	0	22			
00	Barford, Jaylen	g	5-10	1-3	1-1	0	6	6	2	12	4	0	1	2	21			
04	Macon, Daryl	g	4-7	0-3	0-0	0	4	4	2	8	1	1	0	1	15			
21	Watkins, Manuale	g	1-2	0-0	2-2	0	1	1	0	4	3	0	0	1	16			
01	Thompson, Trey		2-2	0-0	0-0	2	2	4	0	4	1	0	2	2	13			
02	Bailey, Adrio		7-8	0-0	0-0	4	3	7	2	14	2	2	2	1	18			
03	Hannahs, Dusty		5-12	3-5	0-0	0	1	1	2	13	0	0	0	0	21			
05	Cook, Arlando		2-4	0-0	0-0	3	0	3	1	4	2	0	0	1	15			
12	Hazen, Brachen		1-2	0-0	0-0	1	0	1	1	2	0	0	0	0	9			
15	Holmes, Jonathan		0-2	0-2	0-0	0	1	1	0	0	0	0	0	0	2			
23	Jones, CJ		4-6	3-4	0-0	0	0	0	2	11	2	0	3	0	15			
31	Beard, Anton		2-9	1-4	2-2	2	2	4	2	7	4	1	0	1	17			
Team						4	1	5										
Totals						40-77	9-23	10-11	19	28	47	19	99	28	9	11	9	200
FG % 1st Half: 17-41			41.5%	2nd half: 23-36			63.9%	Game: 40-77			51.9%	Deadball			Rebounds			
3FG % 1st Half: 3-12			25.0%	2nd half: 6-11			54.5%	Game: 9-23			39.1%				2,1			
FT % 1st Half: 4-5			80.0%	2nd half: 6-6			100.0	Game: 10-11			90.9%							

RECORD:	OVERALL	HOME	AWAY	NEUTRAL
ALL GAMES	7-1	7-0	0-1	0-0
CONFERENCE	0-0	0-0	0-0	0-0
NON-CONFERENCE	7-1	7-0	0-1	0-0

##	Player	gp-gs	min	avg	Total		3-Point		F-Throw		Rebounds				pf	dq	a	to	blk	stl	pts	avg
					fg-fga	fg%	3fg-fga	3fg%	ft-fa	ft%	off	def	tot	avg								
03	Hannahs, Dusty	8-6	188	23.5	41-92	.446	14-38	.368	34-37	.919	6	7	13	1.6	11	0	9	9	0	4	130	16.3
04	Macon, Daryl	8-6	190	23.8	31-65	.477	12-33	.364	17-21	.810	4	19	23	2.9	19	0	22	16	1	13	91	11.4
33	Kingsley, Moses	8-8	211	26.4	30-61	.492	1-2	.500	26-34	.765	20	44	64	8.0	24	1	16	17	25	7	87	10.9
00	Barford, Jaylen	8-6	184	23.0	32-66	.485	6-17	.353	13-19	.684	6	20	26	3.3	16	0	17	17	1	10	83	10.4
31	Beard, Anton	8-2	158	19.8	23-54	.426	8-22	.364	15-20	.750	14	12	26	3.3	15	0	24	7	0	10	69	8.6
13	Thomas, Dustin	8-8	159	19.9	24-45	.533	1-2	.500	16-23	.696	10	20	30	3.8	25	1	15	9	2	4	65	8.1
21	Watkins, Manuale	8-4	176	22.0	23-43	.535	0-0	.000	5-5	1.000	9	25	34	4.3	10	0	20	2	0	11	51	6.4
23	Jones, CJ	6-0	68	11.3	11-22	.500	9-15	.600	5-5	1.000	0	6	6	1.0	8	0	5	3	4	0	36	6.0
05	Cook, Arlando	8-0	92	11.5	10-24	.417	0-0	.000	3-5	.600	6	4	10	1.3	9	0	3	7	3	4	23	2.9
01	Thompson, Trey	8-0	93	11.6	8-12	.667	0-0	.000	4-5	.800	7	19	26	3.3	18	0	8	4	6	4	20	2.5
02	Bailey, Adrio	7-0	56	8.0	8-12	.667	0-0	.000	1-4	.250	6	6	12	1.7	9	0	4	8	2	2	17	2.4
12	Hazen, Brachen	5-0	23	4.6	1-2	.500	0-0	.000	0-2	.000	2	2	4	0.8	4	0	0	4	0	0	2	0.4
15	Holmes, Jonathan	1-0	2	2.0	0-2	.000	0-2	.000	0-0	.000	0	1	1	1.0	0	0	0	0	0	0	0	0.0
Team											20	11	31					1				
Total.....		8	1600		242-500	.484	51-131	.389	139-180	.772	110	196	306	38.2	168	2	143	104	44	69	674	84.2
Opponents.....		8	1600		195-471	.414	61-172	.355	121-175	.691	98	162	260	32.5	159	-	96	115	25	40	572	71.5

TEAM STATISTICS	AR	OPP	Date	Opponent	Score	Att.
SCORING	674	572	11/11/16	FORT WAYNE	w 92-83	13787
Points per game	84.2	71.5	11/14/16	SOUTHERN ILLINOIS	w 90-65	13308
Scoring margin	+12.8	-	11/18/16	UT ARLINGTON	w 71-67	13587
FIELD GOALS-ATT	242-500	195-471	11/22/16	at Minnesota	L 71-85	8997
Field goal pct	.484	.414	11/28/16	MOUNT ST. MARY'S	w 89-76	13321
3 POINT FG-ATT	51-131	61-172	12/01/16	STEPHEN F. AUSTIN	w 78-62	13358
3-point FG pct	.389	.355	12/03/16	AUSTIN PEAY	w 99-62	19483
3-pt FG made per game	6.4	7.6	12/06/16	HOUSTON	w 84-72	13455
FREE THROWS-ATT	139-180	121-175	* - Conference game			
Free throw pct	.772	.691				
F-Throws made per game	17.4	15.1				
REBOUNDS	306	260				
Rebounds per game	38.2	32.5				
Rebounding margin	+5.8	-				
ASSISTS	143	96				
Assists per game	17.9	12.0				
TURNOVERS	104	115				
Turnovers per game	13.0	14.4				
Turnover margin	+1.4	-				
Assist/turnover ratio	1.4	0.8				
STEALS	69	40				
Steals per game	8.6	5.0				
BLOCKS	44	25				
Blocks per game	5.5	3.1				
ATTENDANCE	100299	8997				
Home games-Avg/Game	7-14328	1-8997				
Neutral site-Avg/Game	-	0-0				

Score by Periods	1st	2nd	Totals
Arkansas	318	356	674
Opponents	286	286	572

0		JAYLEN BARFORD ■ JR ■ G ■ 6-3 ■ 202 Jackson, Tenn. ■ Motlow State CC	<table><tr><th>YEAR</th><th>GP/GS</th><th>PPG</th><th>APG</th><th>RPG</th><th>SPG</th><th>FG%</th><th>FT%</th></tr><tr><td>2016-17</td><td>8/6</td><td>10.4</td><td>2.1</td><td>3.3</td><td>1.3</td><td>.485</td><td>.684</td></tr><tr><td>Career</td><td>8/6</td><td>10.4</td><td>2.1</td><td>3.3</td><td>1.3</td><td>.485</td><td>.684</td></tr></table>	YEAR	GP/GS	PPG	APG	RPG	SPG	FG%	FT%	2016-17	8/6	10.4	2.1	3.3	1.3	.485	.684	Career	8/6	10.4	2.1	3.3	1.3	.485	.684	PLAYER NOTABLES: <ul style="list-style-type: none">Scored 10+ points in 4 of the first 8 games this season.Third on the team in scoring, averaging 10.4 ppg.Led the nation last year in scoring at 26.2 ppg and paced the country in FGM (310-527) and total points (837).	CAREER HIGHS PTS: 17 - UT Arlington (11/18/16) AST: 4 - (2x) last vs. Austin Peay (12/3/16) REB: 6 - (2x) last vs. Austin Peay (12/3/16) STL: 3 - UT Arlington (11/18/16)
YEAR	GP/GS	PPG	APG	RPG	SPG	FG%	FT%																						
2016-17	8/6	10.4	2.1	3.3	1.3	.485	.684																						
Career	8/6	10.4	2.1	3.3	1.3	.485	.684																						
1		TREY THOMPSON ■ JR ■ F ■ 6-9 ■ 265 Madison, Ark. ■ Forrest City HS	<table><tr><th>YEAR</th><th>GP/GS</th><th>PPG</th><th>RPG</th><th>BPG</th><th>APG</th><th>FG%</th><th>FT%</th></tr><tr><td>2016-17</td><td>8/0</td><td>2.5</td><td>3.3</td><td>0.8</td><td>1.0</td><td>.667</td><td>.800</td></tr><tr><td>Career</td><td>55/1</td><td>2.3</td><td>3.1</td><td>0.7</td><td>0.9</td><td>.590</td><td>.590</td></tr></table>	YEAR	GP/GS	PPG	RPG	BPG	APG	FG%	FT%	2016-17	8/0	2.5	3.3	0.8	1.0	.667	.800	Career	55/1	2.3	3.1	0.7	0.9	.590	.590	PLAYER NOTABLES: <ul style="list-style-type: none">Has at least one rebound in every game this season.T-2nd on the team with 6 blocks.Went a perfect 6-6 from the field, scoring a career-high 13 points against LSU (2/23/16).	CAREER HIGHS PTS: 13 - LSU (2/23/16) REB: 9 - Texas Tech (1/30/16) BLK: 4 - Texas Tech (1/30/16) AST: 5 - North Florida (12/22/15)
YEAR	GP/GS	PPG	RPG	BPG	APG	FG%	FT%																						
2016-17	8/0	2.5	3.3	0.8	1.0	.667	.800																						
Career	55/1	2.3	3.1	0.7	0.9	.590	.590																						
2		ADRIO BAILEY ■ FR ■ F ■ 6-6 ■ 204 Campti, La. ■ Lakeview HS	<table><tr><th>YEAR</th><th>GP/GS</th><th>PPG</th><th>RPG</th><th>BPG</th><th>APG</th><th>FG%</th><th>FT%</th></tr><tr><td>2016-17</td><td>7/0</td><td>2.4</td><td>1.7</td><td>0.3</td><td>0.5</td><td>.667</td><td>.250</td></tr><tr><td>Career</td><td>7/0</td><td>2.4</td><td>1.7</td><td>0.3</td><td>0.5</td><td>.667</td><td>.250</td></tr></table>	YEAR	GP/GS	PPG	RPG	BPG	APG	FG%	FT%	2016-17	7/0	2.4	1.7	0.3	0.5	.667	.250	Career	7/0	2.4	1.7	0.3	0.5	.667	.250	PLAYER NOTABLES: <ul style="list-style-type: none">Ranked as the No. 11 player in the state of Louisiana.No. 50 small forward in 2016 class by Rivals.com.Scored a career-high 14 points, 7 rebounds, 2 assists and 2 blocks against Austin Peay.	CAREER HIGHS PTS: 14 - Austin Peay (12/3/16) REB: 7 - Austin Peay (12/3/16) BLK: 2 - Austin Peay (12/3/16) AST: 2 - Austin Peay (12/3/16)
YEAR	GP/GS	PPG	RPG	BPG	APG	FG%	FT%																						
2016-17	7/0	2.4	1.7	0.3	0.5	.667	.250																						
Career	7/0	2.4	1.7	0.3	0.5	.667	.250																						
3		DUSTY HANNAHS ■ SR ■ G ■ 6-3 ■ 210 Little Rock, Ark. ■ Texas Tech University	<table><tr><th>YEAR</th><th>GP/GS</th><th>PPG</th><th>APG</th><th>SPG</th><th>FG%</th><th>3FG%</th><th>FT%</th></tr><tr><td>2016-17</td><td>8/6</td><td>16.3</td><td>1.1</td><td>0.5</td><td>.446</td><td>.368</td><td>.919</td></tr><tr><td>Career</td><td>103/52</td><td>10.9</td><td>0.9</td><td>0.5</td><td>.425</td><td>.397</td><td>.883</td></tr></table>	YEAR	GP/GS	PPG	APG	SPG	FG%	3FG%	FT%	2016-17	8/6	16.3	1.1	0.5	.446	.368	.919	Career	103/52	10.9	0.9	0.5	.425	.397	.883	PLAYER NOTABLES: <ul style="list-style-type: none">Ranks 7th in the league in scoring at 16.1 ppg.Is 50-of-54 (.926) from free throw line over last 11 games.Has scored 10+ points in 16 straight contests, dating back to last season.	CAREER HIGHS PTS: 33 - Florida (3/10/16) AST: 6 - at West Virginia (1/22/14) STL: 3 - (2x) last vs. Miss. St. (1/9/16) 3FGM: 8 - Miss. St. (1/9/16)
YEAR	GP/GS	PPG	APG	SPG	FG%	3FG%	FT%																						
2016-17	8/6	16.3	1.1	0.5	.446	.368	.919																						
Career	103/52	10.9	0.9	0.5	.425	.397	.883																						
4		DARYL MACON ■ JR ■ G ■ 6-3 ■ 185 Little Rock, Ark. ■ Holmes CC	<table><tr><th>YEAR</th><th>GP/GS</th><th>PPG</th><th>APG</th><th>SPG</th><th>FG%</th><th>3FG%</th><th>FT%</th></tr><tr><td>2016-17</td><td>8/6</td><td>11.4</td><td>2.8</td><td>1.6</td><td>.477</td><td>.364</td><td>.810</td></tr><tr><td>Career</td><td>8/6</td><td>11.4</td><td>2.8</td><td>1.6</td><td>.477</td><td>.364</td><td>.810</td></tr></table>	YEAR	GP/GS	PPG	APG	SPG	FG%	3FG%	FT%	2016-17	8/6	11.4	2.8	1.6	.477	.364	.810	Career	8/6	11.4	2.8	1.6	.477	.364	.810	PLAYER NOTABLES: <ul style="list-style-type: none">T-8th in the SEC at 1.7 steals per game.Has scored 12+ points in five of eight games this season.Ranked as the No. 3 JUCO transfer in the 2016 class.	CAREER HIGHS PTS: 17 - Houston (12/6/16) AST: 5 - (3x) last vs. Stephen F. Austin (12/1/16) STL: 4 - Fort Wayne (11/11/16) 3FGM: 4 - Southern Illinois (11/14/16)
YEAR	GP/GS	PPG	APG	SPG	FG%	3FG%	FT%																						
2016-17	8/6	11.4	2.8	1.6	.477	.364	.810																						
Career	8/6	11.4	2.8	1.6	.477	.364	.810																						
5		ARLANDO COOK ■ JR ■ F ■ 6-8 ■ 215 St. Louis, Mo. ■ Connors State College	<table><tr><th>YEAR</th><th>GP/GS</th><th>PPG</th><th>RPG</th><th>BPG</th><th>APG</th><th>FG%</th><th>FT%</th></tr><tr><td>2016-17</td><td>8/0</td><td>2.9</td><td>1.3</td><td>0.4</td><td>0.4</td><td>.417</td><td>.600</td></tr><tr><td>Career</td><td>8/0</td><td>2.9</td><td>1.3</td><td>0.4</td><td>0.4</td><td>.417</td><td>.600</td></tr></table>	YEAR	GP/GS	PPG	RPG	BPG	APG	FG%	FT%	2016-17	8/0	2.9	1.3	0.4	0.4	.417	.600	Career	8/0	2.9	1.3	0.4	0.4	.417	.600	PLAYER NOTABLES: <ul style="list-style-type: none">Ranked as the No. 6 JUCO transfer in the 2016 class.Averaged 16.0 pts and 10.1 rebs per game last season.Totalled 15 double-doubles, eight 20-point games and 16 10+ rebound performances last season.	CAREER HIGHS PTS: 9 - Southern Illinois (11/14/16) REB: 3 - Austin Peay (12/3/16) BLK: 1 - (3x) last at Minnesota (11/22/16) AST: 2 - Austin Peay (12/3/16)
YEAR	GP/GS	PPG	RPG	BPG	APG	FG%	FT%																						
2016-17	8/0	2.9	1.3	0.4	0.4	.417	.600																						
Career	8/0	2.9	1.3	0.4	0.4	.417	.600																						
12		BRACHEN HAZEN ■ FR ■ F ■ 6-8 ■ 195 Fort Wayne, Ind. ■ Columbia City HS	<table><tr><th>YEAR</th><th>GP/GS</th><th>PPG</th><th>APG</th><th>RPG</th><th>FG%</th><th>3FG%</th><th>FT%</th></tr><tr><td>2016-17</td><td>5/0</td><td>0.4</td><td>--</td><td>0.8</td><td>.500</td><td>--</td><td>.000</td></tr><tr><td>Career</td><td>5/0</td><td>0.4</td><td>--</td><td>0.8</td><td>.500</td><td>--</td><td>.000</td></tr></table>	YEAR	GP/GS	PPG	APG	RPG	FG%	3FG%	FT%	2016-17	5/0	0.4	--	0.8	.500	--	.000	Career	5/0	0.4	--	0.8	.500	--	.000	PLAYER NOTABLES: <ul style="list-style-type: none">Had a tip-in off an offensive rebound vs. Austin Peay.Ranked as the No. 7 player in the state of Indiana.Averaged 16.1 pts, 9.3 rebs, 2.6 asts, 1.4 stls and 1.8 blks per game as a senior.	CAREER HIGHS PTS: 2 - Austin Peay (12/3/16) AST: -- REB: 2 - Southern Illinois (11/14/16) 3FGM: --
YEAR	GP/GS	PPG	APG	RPG	FG%	3FG%	FT%																						
2016-17	5/0	0.4	--	0.8	.500	--	.000																						
Career	5/0	0.4	--	0.8	.500	--	.000																						
13		DUSTIN THOMAS ■ R-JR ■ F ■ 6-8 ■ 225 Texarkana, Texas ■ University of Colorado	<table><tr><th>YEAR</th><th>GP/GS</th><th>PPG</th><th>RPG</th><th>BPG</th><th>SPG</th><th>FG%</th><th>FT%</th></tr><tr><td>2016-17</td><td>8/8</td><td>8.1</td><td>3.8</td><td>0.3</td><td>0.5</td><td>.533</td><td>.696</td></tr><tr><td>Career</td><td>75/25</td><td>4.4</td><td>2.6</td><td>0.2</td><td>0.3</td><td>.447</td><td>.628</td></tr></table>	YEAR	GP/GS	PPG	RPG	BPG	SPG	FG%	FT%	2016-17	8/8	8.1	3.8	0.3	0.5	.533	.696	Career	75/25	4.4	2.6	0.2	0.3	.447	.628	PLAYER NOTABLES: <ul style="list-style-type: none">Sat out last season after transferring from Colorado.Has scored 8+ points in five of eight games.Recorded 10 points and six rebounds in his first start as a Razorback.	CAREER HIGHS PTS: 17 - USC (1/4/15) REB: 7 - Drexel (11/14/14) BLK: 2 - (2x) last vs. California (2/12/15) STL: 3 - USC (1/4/15)
YEAR	GP/GS	PPG	RPG	BPG	SPG	FG%	FT%																						
2016-17	8/8	8.1	3.8	0.3	0.5	.533	.696																						
Career	75/25	4.4	2.6	0.2	0.3	.447	.628																						
21		MANUALE WATKINS ■ SR ■ G ■ 6-3 ■ 222 Fayetteville, Ark. ■ Fayetteville HS	<table><tr><th>YEAR</th><th>GP/GS</th><th>PPG</th><th>APG</th><th>RPG</th><th>SPG</th><th>FG%</th><th>FT%</th></tr><tr><td>2016-17</td><td>8/4</td><td>6.4</td><td>2.5</td><td>4.3</td><td>1.4</td><td>.535</td><td>1.000</td></tr><tr><td>Career</td><td>84/13</td><td>3.7</td><td>1.5</td><td>2.5</td><td>0.9</td><td>.510</td><td>.623</td></tr></table>	YEAR	GP/GS	PPG	APG	RPG	SPG	FG%	FT%	2016-17	8/4	6.4	2.5	4.3	1.4	.535	1.000	Career	84/13	3.7	1.5	2.5	0.9	.510	.623	PLAYER NOTABLES: <ul style="list-style-type: none">Is 3rd in the country in assist/turnover ratio at 10.0.Has nine steals over the last five games.Had seven rebounds in two of the last three games.	CAREER HIGHS PTS: 14 - (2x) last at Wake Forest (12/4/15) AST: 5 - (2x) last vs. Northwestern St. (12/1/15) REB: 9 - Northwestern St. (12/1/15) STL: 5 - Wake Forest (11/19/14)
YEAR	GP/GS	PPG	APG	RPG	SPG	FG%	FT%																						
2016-17	8/4	6.4	2.5	4.3	1.4	.535	1.000																						
Career	84/13	3.7	1.5	2.5	0.9	.510	.623																						
23		C.J. JONES ■ FR ■ G ■ 6-5 ■ 175 Birmingham, Ala. ■ Central Park Christian	<table><tr><th>YEAR</th><th>GP/GS</th><th>PPG</th><th>APG</th><th>SPG</th><th>FG%</th><th>3FG%</th><th>FT%</th></tr><tr><td>2016-17</td><td>6/0</td><td>6.0</td><td>0.8</td><td>--</td><td>.500</td><td>.600</td><td>1.000</td></tr><tr><td>Career</td><td>6/0</td><td>6.0</td><td>0.8</td><td>--</td><td>.500</td><td>.600</td><td>1.000</td></tr></table>	YEAR	GP/GS	PPG	APG	SPG	FG%	3FG%	FT%	2016-17	6/0	6.0	0.8	--	.500	.600	1.000	Career	6/0	6.0	0.8	--	.500	.600	1.000	PLAYER NOTABLES: <ul style="list-style-type: none">2nd on the team with 21.2 points per 40 minutes.Averaged 28 ppg, 6 rpg, 4 apg and 3 spg as a senior.Had 11 points vs. Austin Peay on 4-of-6 shooting, 3-of-4 from behind the arc. Is shooting 50.0 percent from the field.	CAREER HIGHS PTS: 11 - (2x) last vs. Austin Peay (12/3/16) AST: 2 - Austin Peay (12/3/16) STL: -- 3FGM: 3 - Austin Peay (12/3/16)
YEAR	GP/GS	PPG	APG	SPG	FG%	3FG%	FT%																						
2016-17	6/0	6.0	0.8	--	.500	.600	1.000																						
Career	6/0	6.0	0.8	--	.500	.600	1.000																						
31		ANTON BEARD ■ JR ■ G ■ 6-0 ■ 198 North Little Rock, Ark. ■ North Little Rock HS	<table><tr><th>YEAR</th><th>GP/GS</th><th>PPG</th><th>APG</th><th>SPG</th><th>FG%</th><th>3FG%</th><th>FT%</th></tr><tr><td>2016-17</td><td>8/2</td><td>8.6</td><td>3.0</td><td>1.3</td><td>.426</td><td>.364</td><td>.750</td></tr><tr><td>Career</td><td>66/19</td><td>6.5</td><td>1.8</td><td>1.0</td><td>.374</td><td>.330</td><td>.658</td></tr></table>	YEAR	GP/GS	PPG	APG	SPG	FG%	3FG%	FT%	2016-17	8/2	8.6	3.0	1.3	.426	.364	.750	Career	66/19	6.5	1.8	1.0	.374	.330	.658	PLAYER NOTABLES: <ul style="list-style-type: none">Is 2nd in the SEC with a 3.4 assist/turnover ratio.Has multiple assists in seven of eight games this year.Has 3-plus rebounds in four of the last five games.Taken 3 of the team's 9 charges this year.	CAREER HIGHS PTS: 18 - at Georgia (1/23/16) AST: 6 - Southern Illinois (11/14/16) STL: 5 - Milwaukee (12/22/14) 3FGM: 4 - at Ole Miss (2/14/15)
YEAR	GP/GS	PPG	APG	SPG	FG%	3FG%	FT%																						
2016-17	8/2	8.6	3.0	1.3	.426	.364	.750																						
Career	66/19	6.5	1.8	1.0	.374	.330	.658																						
33		MOSES KINGSLEY ■ SR ■ F ■ 6-10 ■ 230 Abuja, Nigeria ■ Huntington Prep (W.Va.)	<table><tr><th>YEAR</th><th>GP/GS</th><th>PPG</th><th>RPG</th><th>BPG</th><th>SPG</th><th>FG%</th><th>FT%</th></tr><tr><td>2016-17</td><td>8/8</td><td>10.9</td><td>8.0</td><td>3.1</td><td>0.9</td><td>.492</td><td>.765</td></tr><tr><td>Career</td><td>108/43</td><td>7.9</td><td>5.1</td><td>1.7</td><td>0.7</td><td>.529</td><td>.649</td></tr></table>	YEAR	GP/GS	PPG	RPG	BPG	SPG	FG%	FT%	2016-17	8/8	10.9	8.0	3.1	0.9	.492	.765	Career	108/43	7.9	5.1	1.7	0.7	.529	.649	PLAYER NOTABLES: <ul style="list-style-type: none">Is the SEC's active leader in double-doubles with 18.Is T-12th in the country with 3.1 blocks per game.Named to the Wooden Award Watch List.	CAREER HIGHS PTS: 26 - at Dayton (12/30/15) REB: 14 - (2x) last vs. Florida (3/10/16) BLK: 8 - Tennessee Tech (12/12/15) STL: 4 - Auburn (2/17/16)
YEAR	GP/GS	PPG	RPG	BPG	SPG	FG%	FT%																						
2016-17	8/8	10.9	8.0	3.1	0.9	.492	.765																						
Career	108/43	7.9	5.1	1.7	0.7	.529	.649																						
HC		 1980-82 - Student-Athlete	 1982-85 - Volunteer Assistant	 1985-89 - Volunteer Assistant 1989-00 - Assistant Coach 2000-02 - Assistant Head Coach	 2002-06 - Head Coach 89-41 (.680)	 2006-11 - Head Coach 111-57 (.660)	 2011-Present - Head Coach 109-65 (.626)																						